




**Comhairle Contae
Dhún na nGall**
Donegal County Council



**Buiséad Ioncaim
Revenue Budget**

2019



**Comhairle Contae
Dhún na nGall**
Donegal County Council

**Comhairle Contae Dhún na nGall
Donegal County Council**

**Statutory Revenue Budget
2019**

MEMORANDUM – BUDGET 2019

The draft Revenue Budget 2019 was considered by the Council at the Statutory Budget Meeting held on the 21ST November 2018.

The words 'Draft Revenue Budget' can now be replaced with 'Adopted Revenue Budget' throughout the text.

Annual Budget 2019

Table of Contents

Part I

Narrative	
Chief Executive's Report	1
Head of Finance Commentary	11
Divisional Preambles	19

Part II

Statutory Revenue Budgets 2019 (Tables)	
Table A - Calculation of Annual Rate on Valuation	34
Table B - Expenditure and Income for 2019 and Estimated Outturn for 2018 - Summary	35
Table C - Calculation of Base Year Adjustment	39
Table D - Analysis of Income from Goods and Services	40
Table E - Analysis of Income from Grants and Subsidies	41
Table F - Expenditure and Income by Division for 2019 and Estimated Outturn for 2018 - Detail	42
Division A - Housing & Building	43
Division B - Road Transport & Safety	48
Division C - Water Services	53
Division D - Development Management	57
Division E - Environmental Services	62
Division F - Recreation and Amenity	67
Division G - Agriculture, Education, Health and Welfare	71
Division H - Miscellaneous Services	75
Appendix 1 - Central Management Charge	80
Appendix 2 - Summary of Local Property Tax Allocation	81
Certification of Adoption	82

AN BUISÉAD BLIANTÚIL IONCAIM LE HAGHAIDH 2019

1.0 Réamhrá

Cuirim an Dréacht-Bhuiséad do 2019 faoi bhur mbráid lena phlé. Soláthraíonn an Dréacht-Bhuiséad seo le haghaidh caiteachas i suim €145,979,803 don bhliain dar críoch 31 Nollaig 2019. Tá sé ullmhaithe i gcomhthéacs béim a choinneáil ar an chroí-obair agus ar na riachtanais oibríochtúla ó lá go lá a thiocfaidh chun cinn le linn 2019, agus lena chois sin ar fhachtóirí seachtracha a mbeidh tionchar acu ar an Chomhairle agus ar an Chontae sna cúig go dtí na deich mbliana amach romhainn go háirithe. Le linn dúinn breithniú air seo, buiséad deireanach na Comhairle reatha, tá deis ann na treochothaí a athbhreithniú i dtaca leis na príomhtheidil bhuiséid a chuireann bonn eolais faoin bhunlíne maoinithe, agus ar a socraítear an bhunlíne maoinithe sin, don chéad téarma eile de chuid na Comhairle, agus don Phróiseas um Pleanáil Chorporáideach a chaithfear a chur i bhfeidhm in 2019. Tá inbhuanaitheacht airgeadais na heagraíochta ina téama lárnach ag an Chomhairle agus í i mbun pleanáil agus straitéisí a ullmhú, go háirithe le 5-8 mbliana anuas. Chuige seo, tá cothromaíocht mhaith bainte amach ag an Chomhairle, creidim, i gcomhthéacs dúshlánach airgeadais / eacnamaíochta, idir staid inbhuanaithe airgeadais a bhunú ar thaobh amháin agus ag an am céanna ag cinntiú go bhfuil go leor caiteachais beartaithe le príomhsheirbhísí a sholáthar, agus le maoiniú a sholáthar le haghaidh oibre a thacaíonn leis an gheilleagar ag an leibhéal áitiúil agus a dhéanann sin a fhorbairt.

1.1 Plean Corparáideach 2015 - 2019

Cé go bhfuil muid sa bhliain dheireanach den Phlean Corparáideach, tá an plean sin tábhachtach agus ábhartha go fóill i gcomhthéacs ina bhfuil ról na hearnála ag athrú, mar atá leagtha amach sa chlár oibre níos leithne i dtaca le hathchóiriú rialtais áitiúil, agus sa phleanáil airgeadais a ghabhann leis sin. Sa chomhthéacs níos leithne seo, tá na cuspóirí straitéiseacha atá leagtha amach ag an Chomhairle ina Plean Corparáideach 2015 - 2019 lárnach go fóill i bpleanáil mheántéarma airgeadais na Comhairle, agus tá siad lárnach fosta sa phlé a bhaineann le hullmhú an Dréacht-Bhuiséid.

Seo a leanas na cuspóirí sin:

- Ról ceannasach a ghlacadh i dtaca le **forbairt eacnamaíoch inbhuanaithe agus cruthú post** a chur chun cinn.
- Bainistiú, cothabháil agus forbairt a dhéanamh ar an **infreastruchtúr** fhisiciúil, sóisialta, eacnamaíoch, comhshaoil, pobail agus cultúrtha inár gContae.
- **Seirbhísí agus tacaíochtaí** inrochtana, éifeachtúla agus ar luach ar airgead a chur ar fáil.
- Na **healaíona, cultúr, comhshaoil, oidhreacht agus teangacha** a chaomhnú, a bhainistiú, a chur chun cinn agus tacú leo.
- Tacú le **pobail inbhuanaithe agus chuimsitheacha** agus iad a chur chun cinn.
- Tacú lenár **gcumas eagraíochtúil** lenár gcuspóirí a bhaint amach agus é a fhorbairt.

Beidh tionchar mór, ar bhonn leanúnach, ag ár suíomh tíreolaíoch ar an Mhaicrea-Thimpeallacht ina bhfeidhmíonn Dún na nGall. Dá bharr sin, ní mór, in obair na Comhairle, a dhóthain cumais a fhorbairt agus a choinneáil lena chinntiú go dtabharfar tús áite do na bearta maolaithe atá riachtanach chun dul i ngleic leis seo. Tá an **'Comhthéacs Dhún na nGall'** seo, mar sin de, ina mhórchuid den obair atá bainte le hullmhú an Dréacht-Bhuiséid, chomh maith leis na pleananna, na cláracha oibre agus an cur i bhfeidhm a eascraíonn as. Is gá sa **'Comhthéacs Dhún na nGall'** seo aitheantas a thabhairt fosta don tionchar atá ag **'Gné Áitiúil'** ar leith an Chontae, *an ghné an-láidir trasteorann*, tionchar na

díospóireachta ar an *Bhreathimeacht*, na hiarmhairtí a eascróidh as, agus na *Féiniúlachtaí* láidre tábhachtacha *Fo-Chontae* atá ann. I measc gnéithe eile den **'Chomhthéacs Dhún na nGall'** tá ceiliúradh ar an fhíríc go bhfuil saoránaigh an Chontae *Uaillmhianach agus Díograiseach* mar phobal, iad dírithe agus tiomanta chun cúram a thabhairt don *Tírdhreach Álainn*, chun *Bród Pobail* a chothú, *Meon agus Díograis Fiontraíochta* a athmhúscailt, agus mar thoradh air sin, go mbeidh neart *Deiseanna Forbraíochta* ann, mar a fheictear ón obair san Earnáil Turasóireachta agus sa mhéadú ginearálta ar leibhéal fostaíochta i gcuid mhór réimsí den gheilleagar áitiúil.

Agus creat á chur ar an Dréacht-Bhuiséad do 2019, bhí mé airdeallach ar thosaíochtaí na Comhairle Tofa, agus leagadh béim ar roinnt príomh-réimsí i dtaca le gníomhaíochtaí agus seirbhísí a sholáthar, ar a n-áirítear:

- Forbairt Eacnamaíoch agus Cruthú Post
- An Contae a mhargú go Réigiúnach, go Náisiúnta agus go hIdirnáisiúnta
- Sraith de Phleananna Caipitil a ullmhú i dtaca le Tithíocht, Bóithre, Feabhsúcháin Phoiblí, Áiseanna Fóillíochta agus Bonneagar Cruthú Post.
- Infreastruchtúr tábhachtach agus Seirbhísí tábhachtacha a Chothabháil agus a Fheabhsú
- Fócas leanúnach ar Fhorbairt agus ar Chur Chun Cinn na Turasóireachta
- Ullmhúcháin le haghaidh imeacht na Breataine ón AE agus do na himpleachtaí a bheas ann do Dhún na nGall agus don Réigiún.
- Bailte Tuaithe, Sráidbhailte, agus Pobail ar fud an Chontae a chur chun cinn agus a fhorbairt
- A oiread leasa agus is féidir a bhaint as Acmhainní na Comhairle féin le haghaidh Seirbhísí Tosaíochta
- Tacú le Soláthar Seirbhísí ó na hIonaid Seirbhíse Poiblí
- Sruthanna breise maoinithe a aimsiú agus tacú le comh-airgeadú

An Dréacht-Bhuiséad laistigh anseo - a sholáthraíonn le haghaidh réimsí tábhachtacha amhail an Tionscnaimh um Chistí Forbartha, maoiniú a chur ar fáil do chláracha oibre sna seirbhísí riachtanacha ar an líne thosaigh, íoc as costais na heagraíochta i gcomhthéacs ina ndéantar comh-mhaoiniú ar scéimeanna úra ar nós Maoiniú Síochána, na Cistí um Gníomhaíochtaí Uirbeacha, Tuaithe, Eacnamaíochta agus Aeráide, agus scéimeanna de chuid INTERREG agus cuid eile nach iad - tá sé ullmhaithe gan aon athrú a dhéanamh ar an ráta CMÁ ná ar Rátaí Tráchtála. Agus an moladh seo á dhéanamh agam, bhí aird ar leith agam ar thuairimí meáite na gComhaltaí mar a cuireadh i láthair iad sna rúin ar glacadh leo ag cruinnithe na Comhairle Contae agus ag Cruinnithe na gCeantar Bardais agus fríd an phlé a rinneadh ag cruinnithe buiséid na gCeantar Bardais don bhliain 2019, chomh maith leis an Ghrúpa um Beartas Corparáideach.

Má ghlacfar leis an Dréacht-Bhuiséad seo, cuideoidh sé linn leanúint leis an obair forbartha réamhghníomhach agus béim ar leith ar fhoinsí seachtracha maoinithe a aimsiú, ar nós INTERREG, PEACE, Deontais ar leith Áisíneachta/Roinne agus cineálacha eile cuidiú teicniúil chun cur lenár gcumas freastal ar na dtosaíochtaí éagsúla a pléadh ag leibhéal na gCeantar Bardais. Tá áthas orm fosta go raibh an Chomhairle in ann ár gcumas oibre a choinneáil laistigh de chúlchistí chun cuidiú linn Buiséad 2019 a chomhardú agus leanúint de bheith ag comh-mhaoiniú roinnt scéimeanna a mheallann maoiniú suntasach nó páirtmhaoiniú chugainn ar fud réimsí éagsúla.

ANNUAL REVENUE BUDGET 2019

1.0 Introduction

I submit for your consideration the Draft Revenue Budget for 2019. This Draft Budget provides for expenditure in the sum of €145,979,803 for the year ending 31st December 2019. It is set in the context of maintaining a focus on core business and the day-to-day operational requirements that will arise during 2019, and also on the external factors that will continue to affect the Council and the County over the next five to ten years, in particular. In considering this, the final budget of the current Council, there is an opportunity to review the trends for the main budget headings that inform and largely define the funding baseline for the next Council term, and for the Corporate Planning Process that must be undertaken in 2019. The financial sustainability of the organisation has been a central theme of the Council in its considerations and strategy setting, particularly in the past 5 – 8 years. To this end, the Council has, I believe, against a challenging financial/economic backdrop, struck a good balance between establishing a solid sustainable financial position and at the same time ensuring that expenditure provisions are sufficient to enable the delivery of key services, and to fund work that supports and develops the economy at local level.

1.1 Corporate Plan 2015 - 2019

While the current Corporate Plan is in its final year, its relevance in the context of a continuing changing role for the sector, as provided for within the wider reform programme and the financial planning that accompanies same, continues to be significant. In this wider context, the strategic objectives set out by the Council in its Corporate Plan 2015 - 2019 remain central to the Council's medium-term financial planning, and to the considerations around the preparation of the Draft Budget.

These objectives are:

- To take a lead role in promoting sustainable **economic development and job creation**.
- To manage, maintain and develop the physical, social, economic, environmental, community and cultural **infrastructure** in our County.
- To provide accessible, efficient and good value **services and supports**.
- To conserve, manage, support and promote **arts, culture, environment, heritage & languages**.
- To support and promote **sustainable and inclusive communities**.
- To support and develop our **organisational capacity** to achieve our objectives.

The macro environment within which Donegal operates is likely to continue to be significantly impacted by location. As a consequence, the work of the Council must accommodate capacity to ensure that the mitigations necessary to address this are prioritised. This '**Donegal Context**' is also therefore an overarching element of the work that feeds into the preparation of the Draft Budget and the plans, work programmes and delivery that flow from it. The '**Donegal Context**' is also influenced by the need to recognise the importance of the County's uniquely '*Local Aspect*', a very strong *Cross Border Dimension*, the impact of the *Brexit* debate, the consequences that will arise from it, and the existence of strong and important *Sub-County Identities*. Other elements of the '**Donegal Context**' celebrate the fact that the citizens of the County are an *Ambitious and Determined People* who are charged with minding an *Outstanding Landscape*, have a *Proud Existence*, a re-emerging *Entrepreneurial Spirit and Effort* and as a consequence, have many *Developing Opportunities* as evidenced by the work of the Tourism Sector and job growth generally, in many key parts of the local economy.

In framing the Draft Revenue Budget for 2019, I have taken account of the priorities of the Elected Council, with an emphasis on a number of key areas of service delivery and activity which includes:

- Economic Development and Job Creation
- Marketing the County regionally, nationally and internationally
- The preparation of a pipeline of Capital Plans for Housing, Roads, Public Realm improvements, Recreation facilities and Job Creation Infrastructure
- The Maintenance and Improvement of key infrastructure and services
- A continued focus on Tourism Development and Promotion
- Preparations for the exit of Britain from the EU and the implications for Donegal and the region
- The Promotion of Development in Rural Towns, Villages and Communities across the County
- Maximising the Council's own-resource provision for Priority Services
- Supporting service delivery from the Public Service Centres
- Targeting additional funding streams and enabling co-financing

The Draft Budget herein, which provides for key areas such as the Development Funds Initiative, the funding of work programmes across essential frontline services, meeting organisation costs in the context of the co-funding of new schemes such as Peace Funding, the Urban, Rural, Economic and Climate Action Funds, and INTERREG schemes, among others, has been prepared with no adjustment in the rate of Local Property Tax (LPT) and Commercial Rates. In making this proposal, I have had particular regard to the considered views of the Members as presented through various motions adopted at Plenary Council, the Municipal District Meetings, the Municipal District Budget considerations process for 2019, and the Corporate Policy Group.

The adoption of this Draft Budget will enable the continuation of proactive development work, with a particular emphasis on targeting external sources of funding such as INTERREG, Peace, specific Agency/Department Grants and other forms of technical assistance, to provide an additional means of meeting the various priorities as discussed at Municipal District level. I am also pleased that the Council has been able to maintain a capacity within reserves to assist in balancing the 2019 Budget and to continue to assist in the co-funding of some schemes that attract substantial or partial external funds across a range of areas.

1.2 Financial Planning Context

Members will be aware that considerable progress has been made during the past number of years in dealing with the overall financial position of the Council. The Council's accumulated Revenue Deficit as at 31st December 2017 is €8,953,104, which is an improvement of over €8.84 million (€6.8 million consolidated) from the position as at 31st December 2013 when the Deficit stood at €17,796,835. It is anticipated that the budget for 2018 will outturn on a balanced basis. In recent years, and as a means to maintain the necessary level of service and activity, the Council has had a reliance on exceptional measures to balance successive Budgets. While the structured approach taken by the Council is endeavouring to establish an ability to reduce the reliance on these exceptional measures over time and to eliminate same incrementally, there is still a requirement to repeat this approach for 2019.

In this context the amount of exceptional measures necessary to enable a balanced budget is €5,248,502. The Council's approach to maintaining expenditure and investment levels, through the use of such an approach, will continue to have a positive cost benefit for the organisation, the local economy and the citizens of the County. The plan to eliminate a reliance on exceptional balancing

measures, the sources of which are finite, is heavily dependent on the objective to grow the rates base by supporting the growth in the number of businesses operating in the County which in turn generates employment growth. This is already happening and is evidenced by buoyancy in the rates base from 2014 to 2018 when measured on a like-for-like basis. For instance, the amount of rates budgeted for in 2014 was €28,250,360, compared with €34,380,806 for 2019, representing an increase of 21.7%. The rateable valuation in the County grew in the same period from 421,945 in 2014 to a current 483,192, representing an increase of 14.5%. Rate arrears reduced by €2,668,227 from the end of 2013 to the end of 2017. The work that the Council must do in pursuit of this objective over the next 3-to-5 years to support Foreign Direct Investment, indigenous employers and new entrepreneurs, is dependent on an ability to maintain the necessary budget capacity. This work extends across the full range of Council activity with a particular emphasis on infrastructure improvement and provision, skills development in the region, student retention and local population growth.

1.3 Decision of the UK to Exit the European Union

The decision by the UK to leave the European Union is likely to have more impact on Donegal than on any other Council area having regard to the extent of the County's land boundary with Northern Ireland (approximately 95%) and the embedded nature of the cross-border economy and communities. The Council has, in collaboration with other border councils, and particularly Derry City and Strabane District Council, taken a leadership role at local, regional, national, and where appropriate international level, to engage in the Brexit considerations to ensure that the circumstances at local level are fully understood so that any mitigations possible may be implemented. The commitment of the Council in this connection has been clear to date and has been re-emphasised by the resolutions of Council in this regard. The work of the North West Regional Development Group has also been important in this connection, as has the engagement with sectoral groups and representatives. The Council will continue to make every effort to be prepared to respond and advocate on this matter. The future marketing and promotion of the County and region, whether in the general Tourism or Economic Development spheres, will reflect and address identified needs and any opportunities arising.

Key Enablers / Considerations

2.0 Local Property Tax

Local Property Tax (LPT) remains a very significant source of income for the Council in 2019. The total income from LPT relied on in the Draft Revenue Budget 2019 is €25,119,850, of which an amount of €16,339,559 comes from an equalisation fund transfer. This equalisation transfer represents the single largest such transfer to any Local Authority for 2019. The contribution to the Council's income from the LPT, whether local or through the equalisation process, has been, and will continue to be, very significant. It is one of a very limited number of sources from which the Council can raise additional funding to deliver services locally. The strategy for the use of LPT as an income source during the currency of the next Council, is therefore a very important element of decision making in the period ahead. It is very likely that if the significant ambition of the Council with respect to its role, function and impact is to be delivered on into the future, then additional monies will have to be raised from this source.

2.1 Commercial Rates

Commercial Rates remains a key area of revenue income for the Council, representing some 23.55% of projected overall income in 2019. The small business grant scheme was available to rate-payers again in 2018, enabling the majority of small businesses to achieve a 7.5% reduction in rates. I am recommending that this scheme is repeated in 2019. In broad terms, the approach taken on rates and harmonisation has provided and enabled an unprecedented certainty for businesses in particular since 2009. Underpinned by a reduction in the County ARV of 3% in 2010 and 3.5% in 2011, and a period of little or no change up to 2017, the general ARV included in the Draft Budget for 2019 (71.81) is in effect a reduction of €3.56% when compared to the ARV a decade ago in 2009 (74.46). The broad approach taken by the Council over the past 5 – 8 years in particular, and as referenced at section 1.2, was to increase income from Commercial Rates without the necessity to increase the ARV proportionately. This approach has been successful, with income now accruing from new and newly rated businesses. I want to fully acknowledge the significant contribution from the business sector to the Council's finances down through the years.

2.2 National Planning Framework

A key objective of the Council over the past number of years has been to secure a strong recognition for Donegal and the wider North West within the national objectives of the new National Planning Framework. This is essential as a means to enable ambitious County and Local Area Development Plans, and importantly to pave the way for the considerable infrastructural investment needed to release the latent potential of the County and area. The work done in collaboration with Derry City and Strabane District Council has been decisive in securing this outcome for the region.

Project Ireland 2040 – the Government's National Planning Framework (NPF), was published together with a new National Development Plan in early 2018. The NPF has recognised the regional role of Letterkenny as a growth centre, its role in a cross-border context within the wider North West City Region, and the work of the North West Strategic Growth Partnership. This recognition provides both the context and Spatial Planning Policy necessary to deliver on the ambitions set at local level in both the County and Local Area Plans. The National Development Plan in parallel makes commitment for many of the key infrastructural investments needed for Donegal, such as the completion of the planned works on the N56 in the North and West of the County, other County projects, and the critical Road Infrastructure improvements linking Letterkenny and Dublin.

This is a very positive outcome for the Council and the County as it provides the macro policy provisions necessary for significant **Investment, Growth and Opportunity**. It is imperative however, that this positive position is fully leveraged, and this will require Council input and resourcing beyond current levels. While the organisation has responded to the various opportunities in this connection to date, largely with existing resources, this is not a sustainable proposition for the medium to long term. The appropriate level of resourcing necessary whether in facilities, organisational capacity, substituting in the short term where there is market failure and partnering in key projects, is an area that can be considered and determined as part of the Corporate Planning Review Process in 2019.

Developing the County

3.0 Strategic Road Access and National Road Improvements

Transport Infrastructure Ireland has continued to support and provide funding for the National Road Network in Donegal. In the past number of years, there has been significant investment in the Major/Minor Works Programmes, in Pavement Schemes, and in Safety Improvement Schemes. This improves accessibility across the County, and is therefore a key enabler of economic development in addition to the value of the construction spend in the local economy. The work in this area also contributes to an improved road-safety environment and outcome.

At present there are significant improvement works contracts ongoing on the N56 at Mountcharles to Drumbeigh, on the N56 at Kilkenny to Letterilly, and on the N56 at Coolboy to Kilmacrennan, in addition to several Pavement Improvement projects and Safety Improvement schemes. The much needed pavement and drainage works on the Donegal Road in Ballybofey are nearing completion, together with a footbridge over the River Finn. The TEN-T Improvement works project covering the link from Letterkenny to Lifford, a new bridge in Letterkenny, improvements on the N13, N14 and N15 approaches to Letterkenny and the By-Pass for Ballybofey and Stranorlar is currently at the route selection stage within the planning and design phase. This is a critically important project for the development of Donegal. The target for the selection of the preferred route for these works is early in 2019. The funding drawdown to the Council from Transport Infrastructure Ireland in 2018 is likely to be in excess of €40 million. The amount sought for this area of activity in 2019 is €47 million.

3.1 Housing

There are currently in excess of 2,500 households on the housing list, of which 1,600 are already accommodated either in Council accommodation or through the Housing Assistance Payments Scheme, resulting in a net list of 900 households. Following a number of years of inactivity in the provision of additional capacity through new builds, 2018 will see the provision of new houses at 5 locations in the County by new build and turnkey schemes. It is expected that a further 7 new build projects will be on site next year with preliminary design work advancing on a number of other schemes. In addition to this, further turnkey developments are expected. The Council continues to work with the voluntary housing sector and expects a number of schemes to be developed by the sector.

In the past, the Council has provided serviced sites where affordability challenges exist for those not eligible for social housing support. The Council will be reviewing the opportunity to introduce a similar scheme as a matter of priority in 2019. Expenditure on housing maintenance has been impacted over the last few years to some extent by the Council's overall financial position. There is a need to increase expenditure in the coming years to ensure that the asset is maintained to the appropriate standard. An increase of €513,282 is being provided in the Draft Budget for 2019 to begin to incrementally address this. A programme of work to assess the condition of stock is essential to prioritise spend to ensure that the quality and standard of the accommodation being provided is being maintained. The sector is engaging with the Department of Housing, Planning and Local Government in relation to the provision of financial support for a stock condition survey and with annual planned maintenance programmes.

3.2 Economic Development, Enterprise and Community Support

As Members are aware, a Directorate with a specific focus on Economic Development has now been established within the Councils structures. This, in parallel with the work and activities of all the Directorates in the Council, will enable the Council to maximise opportunities arising generally, and in particular, those enabled through the recently published National Planning Framework – Project Ireland 2040, and the National Development Plan 2018 – 2027. The Directorate is being structured to incorporate the range of existing economic and enterprise development functions already in place, in addition to establishing additional capacity to deliver on an extended range of activities in this general area. This will take a number of months to complete and I will keep the Council informed as the work progresses. This work will also afford the Council an opportunity to review its wider objectives (and the resourcing/funding of same, including attracting investment from Government and the Private Sector) for the development of the County in the years ahead, and the role of the Council in this connection.

The work of the Council in this area will have a focus on; maximising employment opportunities across the County, the maintenance of critical social and community fabric of the towns, villages and rural areas, an alignment of approach to secure the maximum investment in infrastructure and other supports needed to underpin and sustain the development of the County, the establishment of new ways to leverage the development of Council and other public assets so that added value, earlier delivery, enhanced capacity, comparative advantage, critical mass and improved quality of life outcomes can be achieved. This will include the development of alternative approaches to project funding across a range of activities that support economic development in the County. There can now be a number of interventions by the Council in relation to areas including; corporate client supports, actions to aid and inform ongoing foreign direct investment and indigenous business investment, assistance to the micro-enterprise sector, public realm interventions, and strengthening the association with the Diaspora. During 2019, the Local Enterprise Office will play a central role in the Council's enhanced engagement at sub-county level, providing themed business information and advice. This is intended to develop stronger links between the Council as a whole and individual businesses, and to give dedicated opportunity for local and individual engagement whether on general or specific issues.

3.3 National Development Plan Grant Schemes

The revitalisation of our smaller towns and villages in particular, with a view to targeting the rural development monies signalled in the NPF 2018 – 2027, will clearly require a joined-up and innovative approach from the Council and other stakeholders to identify, prioritise, and deliver on the specific outcomes best suited for each area, and blending interventions from public realm, housing, rural development, small business assistance etc. to get the most desirable and best achievable outcome in each case. The Council has, as alluded to earlier, made applications directly, and in some cases has partnered, in applications over the past number of months to several sources for assistance to fund works and activities that will support Economic, Community, Social and Cultural development across the County. These applications are expected to be decided at an early date and, if approved, will afford the Council, in addition to the ability to do certain physical works, a capacity to employ project development workers to concentrate specifically in a number of towns and villages across the County. The Draft Budget herein provides the pathway to enabling the co-funding necessary for these and other such applications.

3.4 Supporting specific Urban and Village Renewal Works

The Council has engaged successfully with the specific Town & Villages Programme with significant funding allocations being received in both 2017 and 2018. In 2017, a total of thirteen applications were successful in receiving funding of €1,159,000, which, when combined with the local contribution, represented a total investment of €1,449,000. These applications were developed in partnership with the local communities, with local needs being prioritised. The work to implement this allocation is ongoing at present in Aranmore Island, Ballyliffin, Burtonport, Carrigart, Churchill, Convoy, Dunkineely, Falcarragh, Kilcar, Mountcharles, Newtowncunningham, Rathmullan and St. Johnston.

A further allocation of €1,100,000 was received under the 2018 Town & Village Scheme in respect of eleven towns and villages countywide. These applications were also developed in partnership with the local communities with projects to be undertaken in 2019. A co-funding requirement in the sum of €275,000 will be provided, which represents a total investment of €1,375,000 in locations including Bunrana, Castlefin, Donegal Town, Glenties, Kerrykeel, Killybegs, Killygordon, Kilmacrennan, Merville, Muff and Portsalon.

3.5 Local Community Development Committee – Local Action Group

Donegal Local Community Development Committee (LCDC) works in partnership with a range of stakeholders across the County to deliver on the community elements of the 6-year Local Economic and Community Plan (LECP). This involves co-ordinating, managing and overseeing the implementation of various local and community development programmes, with the aim of reducing overlaps, avoiding duplication and improving the targeting of resources. The Local Economic and Community Plan for Donegal, which was prepared with the benefit of the collaborative input of the Community sector and other partners, provides a valuable framework on which to build. The Council, through the LCDC structure, is now working very closely with the Local Development Sector in delivering the SICAP Programme and the Leader Programme as the Local Action Group. To date, funding of €3.9m has been allocated under Leader.

The LCDC has also administered significant funding in 2018 under the Community Enhancement Programme and the Healthy Ireland Initiative. Funding in the sum of approximately €600,000 was allocated to community groups throughout the County under the Community Enhancement Programme in 2018, and it is expected that this funding programme will be continued for 2019. This funding, when taken in conjunction with the Members Development Funds, represents a major investment in the community and voluntary sector within the County. Total funding of €250,000 has been allocated under the Healthy Ireland Initiative for 2017 and 2018, which is being delivered in partnership with the Donegal Children and Young Persons Services Committee (CYPSC). The LCDC will continue the co-ordination of these funding programmes in 2019, together with the Peace IV Programme and such other funding streams that may be channelled through the LCDC. This will again represent significant spend in Donegal in 2019, and will support many valuable and worthwhile projects for the benefit of communities across the County.

3.6 Tourism Potential

The Council, having regard to prevailing circumstances in recent years, has taken a considered and rational approach in its policy development, provision and allocation of funding and in setting its priorities to deliver on demand and development potential. Tourism marketing and product

development is one such area in Donegal, where, over the past number of years, approaches have developed between the public and private sectors, to very good effect. This will continue into the future, while being sufficiently flexible to respond to macro-economic factors impacting on the sector and area.

I have previously highlighted the ongoing work to support Tourism Development in the County, and acknowledged the valued engagement of all the relevant stakeholders at local, regional and national level. It is evident that the investment of the Council and the ongoing collaborative approach has led to very positive outcomes. I propose that the efforts, investment and engagement of the Council in this connection, should continue similarly in 2019 and the Draft Budget herein provides for that.


ACKNOWLEDGEMENTS

As we near the end of the term of the Council, I want to acknowledge specifically the Council's support in bringing forward proposals and policies which has enabled us to deal with the various challenges that presented during the lifetime of the Council, and in particular guiding the financial strategy which has achieved the appropriate balance to sustain essential investment during a time of unprecedented financial and economic uncertainty.

I wish to extend my thanks and appreciation to the Cathaoirleach Cllr, Seamus O'Domhnaill, former Cathaoirleach Cllr. Gerry McMonagle, and to the Members of the Council for their support and co-operation over the past 12 months. I wish to thank the Corporate Policy Group and the Strategic Policy and other Committees for their efforts and application in delivery on the 2018 work plan. I wish to acknowledge the continued significant contribution of my colleagues on the Council's Management Team and their staff in the delivery of an intensive programme of works and services over the past years. I also wish to acknowledge the efforts of the Directors of Service and their staff in the preparation of this Draft Revenue Budget for 2019. In acknowledging the efforts of Mr. Richard Gibson and his staff, I wish to also acknowledge the input to the process of Ms. Tanya Kee as the Council's Management Accountant. I wish to thank Ms. Anne McElchar and Ms. Cara Patton for their roles in supporting the running of the Chief Executive's Office.

RECOMMENDATION

I recommend that the Council adopt the 2019 Draft Revenue Budget as presented with an Annual Rate of Valuation (ARV) of €71.81 for the County and former town council areas of Letterkenny and Bundoran, and €54.29 for the former town council area of Bunclrana.



Seamus Neely
Chief Executive

9th November 2018

Head of Finance Commentary

Prescribed Period of Budget 2019

The Minister for Housing, Planning and Local Government has determined the period 1st November 2018 to 30th November 2018 as the prescribed period for Donegal County Council for the holding of the 2019 Revenue Budget Meeting.

The Minister has also prescribed the period 15th October 2018 to 16th November 2018 for the holding of a meeting of municipal districts to consider the draft budgetary plan.

The Statutory Revenue Budget Meeting will be held at 10am on 21st November 2018.

The Budget must be adopted within a period of 14 days commencing on that date. The final date for the adoption of the Budget is 4th December 2018.

The Draft Budget has been prepared in the format prescribed by the Department of Housing, Planning and Local Government.

Budget Preparation

The Council

As required under Section 20 of the Finance (Local Property Tax) Act 2012, as amended, the full Council, following consideration, resolved at the Council meeting held on 24th September 2018 to maintain the Local Property Tax in 2019 for Donegal at the same rate as for 2018.

Corporate Policy Group

The Corporate Policy Group discussed the context and considerations affecting the preparation of the 2019 Draft Budget at meetings held on 16th July 2018, 17th September 2018, and 5th November 2018.

Municipal Districts

The Municipal Districts, as part of the draft budgetary plan and plenary budget preparation, and as required under Sections 2.1 and 2.2 of Circular Fin 05/2018, considered and discussed a range of issues as part of budget workshops held during 1st to 9th October 2018, and made further observations and recommendations when formally considering their respective draft budgetary plans at meetings during the period 19th – 31st October 2018.

Financial Context

The 2019 Budget

This Budget is based on the following bases and assumptions:

- A Local Property Tax allocation of €25,119,850, which includes equalisation funding of €16,339,559, has been made to Donegal County Council for 2019. This is a figure equivalent to that allocated for 2018.
- The Local Property Tax has not been varied in respect of Donegal for 2019.
- The annual rate of valuation (ARV or rates multiplier) of €71.81 has not been increased for 2019.

- In line with Section 29 of the Local Government Reform Act 2014, the annual rates of valuation (ARV or rates multipliers) for the former town council areas of Letterkenny and Bundoran were harmonised as part of the budget process for 2018.
- In line with Section 29(8) of the Local Government Reform Act, a Ministerial Order has been approved in respect of the former Buncrana Town Council area, which facilitates the Base-Year-Adjustment (BYA) for the former Buncrana Town Council area to be incrementally reduced over an extended period. The annual rate of valuation (ARV) for the former Buncrana Town Council area is 54.29 for 2019.
- The draft budget provides for a total directly-applied General Municipal Allocation (GMA) of €740,000, and takes account of the Municipal District budget meeting discussions and feedback in this regard.
- The Council will deliver certain water services on behalf of Irish Water in 2019. This budget is prepared on the basis that the costs incurred by the Council will be recouped in full in line with the existing Service Level Agreement with Irish Water.
- There remains a requirement, as part of a multi-annual approach to continue with a number of exceptional measures to match income with required expenditure for 2019, in an effort to provide a balanced budget for the members' consideration. This includes:

- Utilisation of Internal Capital Receipts	€750,000
- Availability of certain other reserves	€3,098,502
- Targeting of exceptional NPPR income	<u>€1,400,000</u>
Total	<u>€5,248,502</u>
- The value of exceptional measures, required to provide a balanced budget, has increased from €5.012m in 2018 to €5.249m in 2019.

The draft Budget for 2019 provides for total expenditure of €145,979,803 and anticipates income of €111,598,997 from a range of services and sources including Local Property Tax, rents, fees, charges, loan repayments, grants, recoupments, Internal Capital Receipts (ICRs), certain reserves and NPPR charges. The balance of €34,380,806 will be funded from commercial rates.

Division	Budget 2019
Housing and Building	€19,477,783
Road Transport & Safety	€44,836,067
Water Services	€18,265,235
Development Management	€13,780,425
Environmental Services	€13,908,348
Recreation and Amenity	€9,609,521
Agriculture, Education, Health & Welfare	€2,755,140
Miscellaneous Services	€23,347,284
Total	€145,979,803

Commercial Rates

Commercial Rates will provide income of €34,380,806 in 2019.

The Annual Rate of Valuation (ARV) of 71.81 has not been increased for 2019.

The ARVs for the former Letterkenny and Bundoran town council areas were harmonised as part of the budget process for 2018.

The Base Year Adjustment (BYA) in respect of the former Buncrana Town Council area has been reduced for 2019. The Annual Rate of Valuation (ARV) for the former Buncrana Town Council area is 54.29 for 2019.

Outturn 2018

The 2018 Revenue Budget has been managed with the objective of working towards a balanced outturn at year-end.

While the outcome for 2018 will not be known until completion of the Annual Financial Statement, the indications at present are trending towards a broadly balanced outcome, taking into account an expected requirement to utilise a proportion of the exceptional measures (reserves and Internal Capital Receipts) to achieve this outcome.

While a balanced outturn will be met using this approach, it is neither desirable nor sustainable to rely on reserves and Internal Capital Receipts to achieve such an outcome. The need to identify and apply sustainable income lines is an urgent priority for future budgets.

Irish Water

Irish Water has been calculated as a contra item for 2019, i.e. that all expenditure associated with the provision of the Service Level Agreement (SLA) will be recouped in full, and that no cost will fall to the Council in respect of this work area for the coming year.

Expenditure on behalf of Irish Water, under the Service Level Agreement, is estimated at €16,192,117 for 2019.

Payroll

The total payroll cost for 2019 is €69,483,314, inclusive of pensions and gratuities of €9,159,636. Of this amount, €10,494,225 is included in the Irish Water budget and €3,028,911 is budgeted for in the Capital Account.

The unwinding of the various Financial Emergency Measures in the Public Interest Acts has, since 2016, seen the gradual restoration of pay to local authority staff. In that context, additional income has been allocated from the Department of Housing, Planning & Local Government, in acknowledgement of these non-discretionary costs, in the amount of €2,546,520 for 2019.

When taking into account staff fully chargeable to Irish Water and other recoupable headings, there is no additional demand from Council own-resources for restored pay and allowances in 2019.

Staff Pensions and Gratuities amount to €9,159,636, made up of €1,969,308 for gratuities and €7,190,328 for pensions. While the level of gratuities will vary from year to year, the underlying trend for pension payments each year continues upwards.

The overall payroll budget for 2019 shows a substantial increase, driven variously by the implementation of the organisation's workforce plan, both indoor and outdoor, and reflecting both additional numbers and revised grading structures, in addition to the aforementioned unwinding of the various Financial Emergency Measures in the Public Interest Acts 2009 - 2013, as they relate to public service pay.

IPB Capital Release

A report to Council in May 2017 advised the elected members of a structured release of retained earnings from the Council's insurers, Irish Public Bodies Insurance CLG (IPB). The original proposal

for the release of any funds from this source sought to ring-fence the funds concerned for the write-down of capital balances, or general revenue deficits, where appropriate. However, agreement was subsequently reached to use released funds for the purposes of:

- (a) Carrying out capital works targeted at making improvements that mitigate public liability insurance risk (such as improvements to footpaths)
- (b) Managing increasing insurance costs resulting from the buy-out of excesses, availing of 'ground-up' cover, general increases in the annual insurance premium, and the loss of dividend income

In this context, it was agreed that an amount of €2.25m (€750k per year, over a three-year period) would be ring-fenced by Donegal County Council with a view to carrying out infrastructure improvements that will mitigate insurance risk.

Additionally, funds released from IPB have been allocated, as exceptional income in Budget 2018 and draft Budget 2019, to mitigate increased insurance costs relating to those headings mentioned at (b) above, and to support the provision of a balanced budget.

To date, an amount in the sum of €2.759m has been released to Donegal County Council. The amount released to date is fully allocated. It is expected that the balance of the funds will be released to the Council over the period up to 2022, conditional on the agreement of the Central Bank. Proposals for the utilisation of further releases of capital will be brought before the members, as and when funds are released and available.

Table of Expenditure & Income Budget 2019/Budget 2018

Divisions	Budget Expenditure 2019	Budget Expenditure 2018	Budget Income 2019	Budget Income 2018
Housing & Building	€19,477,783	€18,486,067	€19,872,980	€19,159,319
Road Transport & Safety	€44,836,067	€51,361,957	€27,602,856	€34,510,054
Water Services	€18,265,235	€17,828,813	€16,905,166	€16,340,658
Development Management	€13,780,425	€12,715,745	€3,012,074	€2,388,809
Environmental Services	€13,908,348	€13,490,451	€1,310,215	€1,035,095
Recreation & Amenity	€9,609,521	€9,325,891	€645,204	€665,404
Agriculture, Education, Health & Welfare	€2,755,140	€2,670,585	€512,063	€498,329
Miscellaneous Services	€23,347,284	€22,916,045	€16,618,589	€15,982,632
Local Property Tax/General Purposes Grant			€25,119,850	€25,119,850
Amount of Rates to be Levied			€34,380,806	€33,095,404
Total	€145,979,803	€148,795,554	€145,979,803	€148,795,554

Standard Rounding Rules Apply

Income & Expenditure Movements 2018 - 2019

Overall, budgeted expenditure has decreased from €148,795,554 in 2018 to an estimated €145,979,803 in 2019.

The primary reasons for this movement include:

- A decrease in Roads related grants, arising from the inclusion in Budget 2018 of exceptional grant income relating to flood remediation
- An increase in Housing Maintenance expenditure in the sum of €513,282
- An increase in payroll and pensions, attributable to revenue only, of €2,984,115
- An increase in I.T. systems expenditure of €484,514 (primarily relating to essential upgrades and licensing costs associated with critical systems and software)
- A decrease in anticipated staff gratuities costs of €411,837
- An increase in gross Commercial Rates income of €1,285,402 (primarily as a result of buoyancy – new property valuations)
- An increase in anticipated income from Non-Principal Private Residence (NPPR) charges of €400,000

Sources of Expenditure Comparison with Previous Year

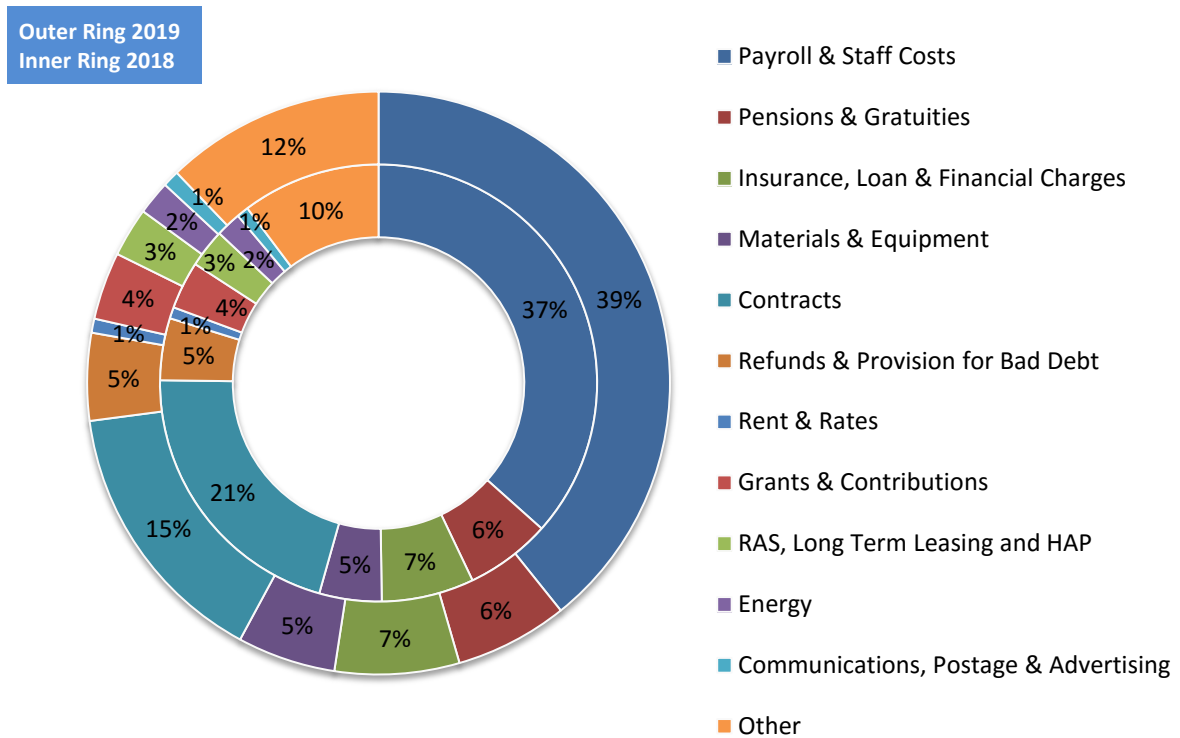


Table of Sources of Expenditure 2019/2018

Sources of Expenditure	Budget 2019	Budget 2018	2019%	2018%
Payroll & Staff Costs	€57,294,767	€54,462,214	39.25%	36.60%
Pensions & Gratuities	€9,159,636	€9,419,911	6.27%	6.33%
Insurance, Loan & Financial Charges	€10,082,488	€10,171,656	6.91%	6.84%
Materials & Equipment	€7,956,627	€6,855,233	5.45%	4.61%
Contracts	€21,950,135	€30,991,171	15.04%	20.83%
Refunds & Provision for Bad Debt	€7,084,080	€6,832,564	4.85%	4.59%
Rent & Rates	€1,145,853	€1,245,763	0.78%	0.84%
Grants & Contributions	€5,470,629	€5,252,236	3.75%	3.53%
RAS, Long Term Leasing and HAP	€3,984,646	€4,241,513	2.73%	2.85%
Energy	€2,745,465	€2,766,867	1.88%	1.86%
Communications, Postage & Advertising	€1,342,273	€1,304,335	0.92%	0.88%
Other	€17,763,204	€15,252,091	12.17%	10.25%
Total	€145,979,803	€148,795,554	100%	100%

Standard Rounding Rules Apply

Sources of Income Comparison with Previous Year

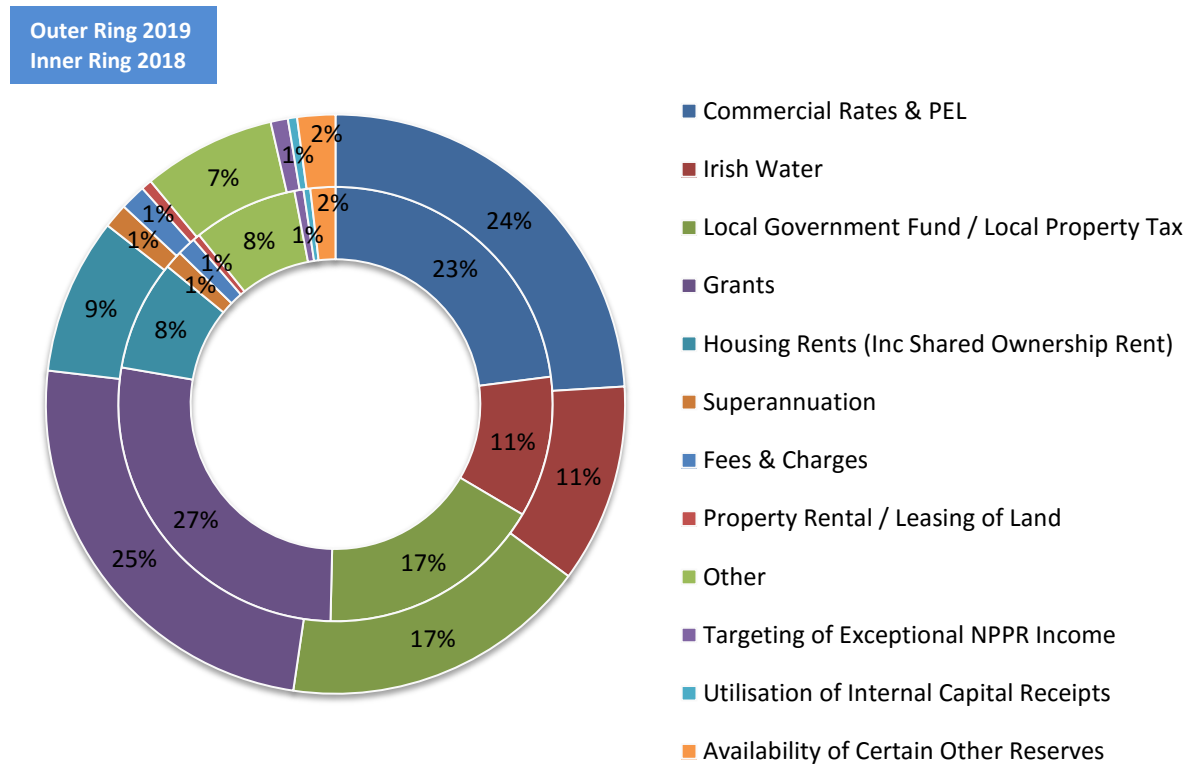


Table of Sources of Income 2019/2018

Sources of Income	Budget 2019	Budget 2018	2019%	2018%
Commercial Rates & PEL	€35,080,806	€34,195,404	24.03%	22.98%
Irish Water	€16,192,117	€15,627,608	11.09%	10.50%
Local Government Fund / Local Property Tax	€25,119,850	€25,119,850	17.21%	16.88%
Grants	€35,795,264	€40,684,130	24.52%	27.34%
Housing Rents (Inc Shared Ownership Rent)	€12,743,716	€12,222,663	8.73%	8.21%
Superannuation	€2,000,000	€2,000,000	1.37%	1.34%
Fees & Charges	€2,086,328	€2,085,240	1.43%	1.40%
Property Rental / Leasing of Land	€874,742	€784,610	0.60%	0.53%
Other	€10,838,478	€11,564,507	7.42%	7.77%
Targeting of Exceptional NPPR Income	€1,400,000	€1,000,000	0.96%	0.67%
Utilisation of Internal Capital Receipts	€750,000	€750,000	0.51%	0.50%
Availability of Certain Other Reserves	€3,098,502	€2,761,542	2.12%	1.86%
Total	€145,979,803	€148,795,554	100%	100%

Standard Rounding Rules Apply

ACKNOWLEDGEMENTS

I would like to acknowledge the work of Ms Tanya Kee, A/Management Accountant, in supporting the preparation of the draft Revenue Budget. I would also like to acknowledge specifically the staff in Management Accounts, Ms Anne Marie Quinn, Ms Pauline Smyth, Ms Mary Frances Doherty and Ms Cathy Slattery for their work in the preparation of this book.

I would also like to thank and acknowledge the co-operation and assistance of the elected members, management colleagues and staff in preparing this year's Revenue budget.

A handwritten signature in black ink, appearing to read 'R Gibson', written over a horizontal line.

Richard Gibson, ACCA
A/ Head of Finance

DIVISIONAL PREAMBLES
2019

Central Management Charges and Service Support Costs

1. This budget book has been prepared in a format (services costing) required by the Department of Housing, Planning and Local Government.
2. Costs wholly or directly attributed to a service are charged to the service.
3. Central overheads, where costs cannot be directly attributed to any one service, are assigned to cost pools. These cumulative costs are then shared out using "cost drivers" and are added to direct service support costs under sub-service headings entitled "service support costs".
4. All divisions and service areas have such costs and are attributed under the sub-services ending with "99" in this Budget book e.g. for National Primary Roads Maintenance & Improvement, the code is in B0199.
5. These service support costs tend to be of a fixed or semi-fixed nature e.g. salaries, pensions, loan charges, I.S., semi-fixed overheads, etc. As such, they are not discretionary.
6. The costs can vary widely year to year and service to service. Reasons for this include variances in gratuity or lump sum payments, variances in payroll costs, variances in I.T. costs and other central cost headings, changes in the driver basis of the cost drivers e.g. numbers of transactions in finance, etc.
7. The table below details the cost pools and drivers for 2019.

Sequence	Cost Pool		Driver Basis
1	Pensions & Lump Sums		Salary and Wages costs
2	Corporate Buildings		M ²
3	Corporate Affairs		Staff numbers
4	IT	Intranet	No. of networked PC's
		Applications Network	Percentage usage basis
5	Post Room		Recorded Post Out Costs and usage basis of photocopying facilities
6	Human Resources		Weighted staff nos.
7	Finance		Transactions
8	Area Offices		Time Spent on Service by Area Office Staff

8. The summary CMC costs for 2019 are reflected in Appendix 1 of this Budget book.

Division A - Housing and Building

- 1.1 The Council currently manages 4,922 housing units, of which 4,755 are Council-owned, and 167 are leased.
- 1.2 An additional budget of €476,000 was provided in the Housing Maintenance Budget in 2016 in order to deal with revisions to the Tenants Handbook. This resulted in the Council being in a position to respond in a more flexible manner to maintenance requests from tenants, which previously had been regarded as the tenant's responsibility. This additional amount is included again in 2019, with an additional provision of €500,000 bringing the overall Maintenance Budget provision for 2019 to €4,886,728.
- 1.3 The Council has been proactive in sourcing monies made available by the Department under the Voids programmes since 2014. By the end of this year, the Council will have sourced Department funding in excess of €4.5m in this regard, and has refurbished over 700 vacant properties to a high standard for re-letting.
- 1.4 In addition to the above, the Council has also been upgrading stock through the Energy Efficiency / Fabric Upgrade Programme with funding from the Department. By the end of this year, the Council will have completed works to over 2,000 houses, with further work due to commence to continue and complete phase 1 of the programme.
- 1.5 There has been a significant increase in demand under the Housing Adaptation Grant, Mobility Aids Grant and the Housing Aid for Older People Grants Schemes during 2018. In this regard, the sum of €400,000 is being provided for again in 2019. The Department provides 80% funding towards these grants schemes. As the local contribution towards such grants is 20%, a local provision of €400,000 would enable the Council to co-fund an allocation of €1.6m from the Department that would allow expenditure of up to €2m in 2019.
- 1.6 €12,743,716 is anticipated for rental income in 2019, including standard rents (€11,394,597), RAS (€559,747), Third Party Tenant Rent (€455,087) and Shared Ownership rent (€332,413).
- 1.7 The total number of properties providing social housing under RAS is 239, and under leasing is 167. A budget of €4,094,956 is provided for under these headings. This is funded by grants and lease-rentals.
- 1.8 A sum of €52,750 is provided in respect of Housing Estate Management. This will enable the Council to continue to support residents' associations in Council estates that are proactive in the maintenance and upkeep of their estates.
- 1.9 The Housing Needs Assessment was carried out during 2018. There are currently 2,514 households on the housing list. This includes 1,591 households already accommodated, either in Council accommodation or under the HAP scheme, resulting in a net waiting list of 923 households. A budget of €333,268 is provided for in respect of Housing Needs Assessment for 2019.
- 1.10 The total number of housing loan borrowers is 499. There are 433 active loan accounts, with 56 rented-equity-only and arrears-only accounts.
- 1.11 During 2018, a number of options and schemes have been progressed to assist borrowers who cannot sustain their loan repayments, or who wish to restructure a Shared Ownership Loan. One such Scheme is the 'Local Authority Mortgage to Rent Scheme', which has permitted borrowers to remain in their property as tenants. This scheme has assisted a number of borrowers, and continues to be availed of as a viable option in dealing with borrowers who are experiencing difficulties in maintaining loan repayments.
- 1.12 A total of €1,608,984 is provided for technical and administrative support, which includes €497,105 in respect of Voluntary Housing Loan Charges, and €849,027 for the Housing Construction and Design office costs.
- 1.13 Service Support Costs in respect of Division A amount to €4,553,366, of which €3,154,853 are Central Management Charges allocated from Division J.

Division B - Road Transport & Safety

2.1 The extent of the road Network in Donegal is detailed below (km):

Municipal District	National Primary	National Secondary	Regional	Local	Total
Donegal	53.4	29.7	128.0	1,141.5	1,352.6
Glenties	0.0	104.9	193.5	969.3	1,267.7
In/owen	22.3	0.0	180.2	1,364.7	1,567.2
L/kenny	19.0	22.0	199.8	1,094.7	1,335.5
St/orlar	57.1	0.0	82.2	783.7	923.0
Totals	151.8	156.6	783.7	5,353.9	6,446.0

2.2 The following sums have been provided for. The specific allocation of aspects of these will be determined following consideration at Municipal District level as part of the Road Works Programme as appropriate.

2.3 National Primary

- Winter Maintenance €254,000
- General Maintenance €287,846

National Secondary

- Winter Maintenance €149,434
- General Maintenance €195,131

The National Primary and National Secondary allocations are provided for at the same level as in 2018, and are fully funded by Transport Infrastructure Ireland.

2.4 Regional Roads

- Surface Dressing €827,483
- Winter Maintenance €800,000
- General Maintenance €2,994,381
- General Improvements €892,935

Local Roads

- Surface Dressing €1,930,794
- Road Restoration & Overlay €9,037,700
- General Maintenance €6,363,265
- General Improvements €2,658,400

The amounts included for Regional & Local Roads are largely the same as were allocated in 2018.

2.5 The discretionary maintenance monies will be spent on the following activities after the fixed and the non-recoupable grant costs are addressed:

Activity	Amount per Municipal District %
Drainage Works of Roads	40 – 50%
Road Surface Repairs	35 – 45%
Verge Maintenance	0 – 10%
Sign Maintenance	0 – 5%
Bridge Inspections	0 – 5%
Emergency RTC & Flooding Response	0 – 5%
Street Cleaning	0 – 15%

Monies will be disbursed across Municipal Districts by reference to road length and allowing for fixed costs in each Municipal District, including staff costs. Activities to be carried out shall be agreed with members at Municipal District level. With exception of street cleaning, all works will be delivered using the Council's staff and minor works/service contracts with suppliers.

2.6 The road lengths serviced (gritted) under Winter Maintenance by category is:

- NP - 150km - Priority One
- NS - 157km - Priority One
- R - 324km - Priority One, 238km - Priority 2
- L - 60km - Priority One, 48km - Priority 2

A further 30km was added to the programme on a trial basis for the 2016/2017 season and this continues to be treated.

2.7 Currently, there are 17,541 lights in the Council's public lighting inventory. While much of it remains old and energy-inefficient, significant work is ongoing to upgrade from traditional SOX/SON lamps to LED energy-efficient models to improve energy efficiency within the county, and to reduce energy costs. A provision of €2,015,830 was made in respect of the operation and maintenance of public lighting for 2018. The balance of the 2016 €500,000 loan funding was utilised during 2018 to upgrade outmoded SOX lights to LED.

2.8 As part of the 2018 maintenance work, and through the provision of grant allocation from the TII, it is expected that 3,400 lights will have been upgraded by the end of the year, (i.e. over 19% of the total). Energy savings of 50% or more can be achieved when replacing the oldest / most inefficient lights.

2.9 TII has provided significant funding for changing lights on National routes, but so far upgrades on non-National routes and

housing estates have had to rely on the Council's own resources.

- 2.10 With the cessation of the manufacture of SOX lanterns in 2017, the more expensive LED lights are the most appropriate replacement. This results in a considerable increase of over €1m in maintenance costs during the change-over period, unless a capital project can fund the retrofit in a programmed manner.

The Council approved the raising of a €13m loan in early 2018 for this improvement work, which was to occur over a six year period. Provision is made in Budget 2019 for the loan charges that would cover the first draw-down of up to €3m on that loan.

- 2.11 Approval has been given to seek funding for a large scale LED retrofit project across the county, and an application has also been submitted by the RMO (Roads Management Office), through the Cork Office, for the Climate Change funding. The order of magnitude to complete upgrading of all lights in the inventory to LED is estimated in the range of €9m to €11m.

- 2.12 The Council adopted a motion in 2017 to provide funding to implement a three-year footpath and public lighting programme utilising a combination of funds from IPB, State/Agency Grants, Development Charges and Own Resources. Priority lists have been agreed at Municipal District level and work has started.

- 2.13 There is a need to advance the design work on certain bridges across the county. Historically, it has been difficult to obtain stand-alone bridge funding. While this budget has no specific funding for bridge design, the Council is separately examining how this can be achieved on a prioritised basis. In recent years, a number of large bridges have been developed to varying degrees, with the new Cockhill Bridge officially opened by An Taoiseach in September 2018. €50,000 will be ringfenced from the Own Resources Budget in 2019 to co-fund advance design works.

- 2.14 In 2018 a number of bridges on the non-national road network in County Donegal were identified as requiring repair works to ensure their longevity. An allocation for

bridges of €200,000 on regional roads was received from the Department of Transport for these works. An increased allocation of €250,000 has been identified from the DTTAS Discretionary Grant, and a further €220,000 from the Council's Own Resources for this work in 2019. Work has already commenced to identify those bridges in most need of repair.

In 2019, with the confirmation of funding from DTTAS, construction will be completed on Tirconnail Bridge, while design work should progress on other large scale bridge projects. It is anticipated that Meenamulligan Bridge will be reconstructed during 2019.

- 2.15 The August 2017 flood event resulted in extensive damage to bridge infrastructure. Repairs to the few bridges not completed to date will continue in 2019.

- 2.16 The Designated Urban Centres Grant Scheme (2014-2020), which received funding of €2m for the Letterkenny Gateway, will continue to progress in 2019, and will see the completion of the Joe Bonnar link road and upgrade of footpaths in the town.

- 2.17 Low cost safety improvement works on non-national roads received funding in 2018 from the Department of Rural and Community Development, under the CLAR programme, and Department of Transport, Tourism and Sport, for continued low cost safety projects. It is anticipated that a similar programme will continue in 2019.

- 2.18 County Donegal's road speed limits had a full review, and adopted changes in 2017. All signage has now been erected to reflect the new bye-laws. Funding was made available in 2018 to complete low cost traffic calming in 7 estates, and works will be completed by the end of the year. Further applications for funding shall be made as the need arises.

- 2.19 Car parking income, net of fixed expenditure, is retained in the towns where it is collected. Total income in respect of car parking for 2019 is estimated at €1,003,328.

- 2.20 The Council is seeking to develop a car park in Dunfanaghy. Some land is being made available to the Council, and an option exists to acquire further lands. This matter is currently being progressed and it is hoped that construction can begin in late 2019.
- 2.21 School Warden costs of €71,000 are included in addition to €127,367 for an ongoing Road Safety campaign.
- 2.22 The Council is lead authority for the national shared service Road Management Office (RMO). The rollout of the RMO's functions will continue throughout 2019, with all costs recoupable from the Councils in the sector. In this regard, Donegal, like all the other Councils will be expected to fund its own portion of the running costs and a sum of €72,890 has been provided in this budget.
- 2.23 The NW Greenways project is developing through the Route Options process. It is anticipated that final route selection, planning processes and land purchase will be progressed in 2019. A match funding allocation will be required as a contribution to the €18m project cost.
- 2.24 The Local Improvement Scheme (LIS) for private laneways and non-county roads was re-introduced in 2017 by the Department for Rural and Community Development. It continued in 2018, and an amount of €972,400 is included in Budget 2019.
- 2.25 The Community Involvement Scheme (CIS) was re-introduced by DTTAS in 2017. It continued in 2018, and an amount of €1,416,000 is included in Budget 2019.
- 2.26 A Council Delegation met with the Department of Transport previously seeking funding of €2.5m to design and install a traffic signal and control system, connecting the main junctions in Letterkenny, to maximise the capacity and coordination of traffic flows. Transport Infrastructure Ireland has indicated that they will assist with co-funding the parts that are on their national routes. Budget 2019 makes a provision of €50,000 from Council Own Resources to kick-start the design process for the Letterkenny Junctions.

Division C - Water Services

- 3.1 The Service Level Agreement between the Council and Irish Water for the continued provision of water & waste water services within Donegal was initiated in 2014.
- 3.2 A budget in the amount of €16,162,528 is included in Division C to reflect this ongoing arrangement. Relevant remaining loan charges in the sum of €29,589 are included and are recoupable in full.
- 3.3 The collection of Non-Domestic Water Charges from over 10,000 customers transferred to Irish Water in 2017.
- 3.4 A sum in the amount of €283,622 has been provided for in respect of public conveniences. This amount includes an additional allocation in 2019 for the rolling out of a pilot Donegal Community Public Toilet Scheme, which aims to increase the number of public convenience facilities available to members of the public by working in partnership with local businesses across the county. The scheme will provide additional facilities to the existing council infrastructure, and will ensure that clean, safe and easily accessible restrooms are available to the public. Participating businesses will be paid an annual fee by Donegal County Council based on the facilities they have available.
- 3.5 Essential minor capital improvements at existing public conveniences will be provided for in the 3-Year Capital Plan 2019-2021.

Division D - Development Management

- 4.1 A co-ordinated and systematic approach to maximising funding applications under the Urban & Rural Regeneration & Development Funds will continue in 2019, initially in the implementation of the projects submitted for approval in September 2018, and subsequently for further calls expected for these measures in 2019.
- 4.2 An enhanced approach to small business support, to include sub-county meetings with

- groups of business on a geographic basis, will commence in 2019. This is intended to develop stronger links between the Council as a whole and individual businesses, and to give dedicated opportunities for local and individual engagement across both thematic and specific issues.
- 4.3 A centrally-serviced point-of-contact led by the Director of Economic Development, for both foreign direct and indigenous business of scale, which are looking to explore location, re-location or expansion plans, will be established in early 2019, as a means of both facilitating and fast-tracking economic development proposals for the County.
- 4.4 Council-owned land bank and buildings, where opportunities present, will be maximised by the Economic Development Directorate to support the wider economic development objectives of the Council. This will be allied to an ongoing review of opportunity sites, for potential acquisition, where there is an economic rationale for doing so.
- 4.5 The Designated Activity Company (DAC), T/A 'Donegal 2040 Strategic Development DAC', established in mid 2018 to allow eligibility to progress development proposals, will be fully constituted in early 2019, to maximise opportunities in instances best suited to delivery through such an entity.
- 4.6 The branding and the marketing of the County, and the key messages and services provided through the Council and its associated websites and social media presence, will be updated commencing in 2019, to ensure that a consistent and clear message is delivered to all of the Council stakeholders and to reflect the ever evolving platforms used in accessing information.
- 4.7 As the Donegal Diaspora project continues to grow and evolve, it is planned to continue to engage with our Diaspora, across all areas of interest, including those that present opportunities for growing and developing the economic and tourism sectors.
- 4.8 It is proposed to refurbish equipment at eight existing playgrounds over the period 2018-2020 at a total cost of €360,000. An allocation of €105,900 has been made in respect of playground maintenance & inspection in line with ROSPA requirements.
- 4.9 The Local Enterprise Office (LEO), funded substantially through a Service Level Agreement with Enterprise Ireland, is a first-point-of-contact for anyone in business, or thinking about starting a business in Donegal. The LEO is tasked with promoting entrepreneurship in the county, and with providing direct supports to individuals and companies to set up and develop businesses in the county.
- 4.10 In 2018 the LEO will support over 30 firms through the provision of grant aid with a total value of €650,000. These projects will create a minimum of 85 new jobs in the county.
- 4.11 Provision is included in the amount of €1,204,103 to support the ongoing work of the Council in the area of Tourism Marketing and associated activities.
- 4.12 In partnership with Tourism Ireland and Fáilte Ireland's Wild Atlantic Way marketing initiative, the tourism investment made by the Council has led to the Donegal brand being recognised not only locally and nationally but to wider European and international markets. This has contributed substantially to the attaining of 255,000 overseas visitors to the County in 2017, in addition to the 376,000 domestic visitors, and has contributed an estimated €178m in revenue to the County last year. In that context, the range of international and domestic marketing initiatives will be continued in 2019.
- 4.13 In addition to the continuing development of the existing iconic tourism products at Malin Head, Fanad Lighthouse and Sliabh Liag, it is also intended to continue to support and build on national initiatives such as the Wild Atlantic Way, and to draw from marketing data/information to inform potential further investment requirements.
- 4.14 The Council is committed to supporting air access into our region. An allocation totalling €50,000 has been made to Aerphort Dhún na nGall and Ireland West Airport in that regard.
- 4.15 Phase 1 of the EU-funded Hericoast project was completed at the end of the second

quarter of 2018. Phase 2 commenced immediately thereafter. This second phase will focus on the monitoring and implementation of the Action Plan produced as a key output of Phase 1.

- 4.16 Work is progressing on the development of the Social Enterprise Centre, part funded under the Designated Urban Centres Grant Scheme (2014-2020) for the Letterkenny Gateway, with a grant allocation of €2m. An Integrated Design Team was appointed in 2018, and the project will be progressed through planning and construction in 2019, with a targeted completion date of December 2020.
- 4.17 A central provision made in 2018 to support ferry services has been maintained in Budget 2019 at €225,000. This removes the uncertainty in relation to the availability of these services, and is a very significant statement by the Council to complement the tourism offering within the county.
- 4.18 The discretionary Development Fund Initiative (DFI) has been maintained at €740,000, and the Members Development Fund (MDF) maintained at €236,000, the latter representing an allocation capacity of just over €6,350 per member. The numbers of community/voluntary groups benefiting from these grants over the past 5 years is set out in the table below:

	2014	2015	2016	2017	2018 (YTD)
MDF	371	478	439	488	416
DFI	89	221	154	128	177

- 4.19 Within the draft Budget, funding has also been retained at 2018 levels with respect to various contributions of a countywide nature.
- 4.20 Donegal Local Community Development Committee (LCDC) works in partnership to deliver on the community elements of the 6-year Local Economic and Community Plan (LECP). This involves primary responsibility for coordinating, planning, and overseeing local and community development funding in the county, and it pursues opportunities for additional funding for the area, whether from exchequer, EU, private, or other sources.

4.21 Donegal LCDC is the Local Action Group (LAG) responsible for the administration of the Rural Development/LEADER Programme in the county. Working with Donegal County Council as the financial and administrative partner and four implementing partners, the LCDC will oversee an RDP/LEADER budget of €12.9m in the county over the period 2014 - 2020. To the 31st October 2018 the LCDC/LAG has approved projects to the value of approximately €3.9m within the county.

4.22 The LCDC also oversees the Social Inclusion Community Activation Programme (SICAP) for the county. This programme focuses on empowering disadvantaged communities, life-long learning and employment. It is delivered in Donegal on behalf of the LCDC by Donegal Local Development Company and Inishowen Development Partnership. A new SICAP Programme commenced in 2018 following a tender process with an associated value of €2m.

4.23 The Community Enhancement Programme (CEP) is a new programme, funded by the Department of Rural and Community Development, which provides grant funding towards enhancing the facilities available to communities. Donegal LCDC administers the Programme on behalf of the Department. In 2018, total funding of €600,565 was received.

4.24 In 2016, the Government approved the creation of a Healthy Ireland Fund, with an initial allocation of €5 million approved in Budget 2017, to establish and support the implementation of Healthy Ireland programmes and projects in a variety of settings. The primary aim of the fund is to support innovative, cross-sectoral, evidence-based projects and initiatives that support the implementation of key national policies in areas such as obesity, smoking, alcohol, physical activity, and sexual health.

In September 2017 funding of €138,000 was awarded to support 10 initiatives. A second successful application for €112,100 was made in May 2018 for a further 10 actions which will run until March 2019.

- 4.25 The Donegal Peace IV Action Plan has been approved to the value of €5.5m. This Plan sets out the types of activities to be supported under three main headings: 'Children & Young People'; 'Shared Spaces & Services'; and 'Building Positive Relations'.
- €1.16m has been allocated to 'Children and Young People' to cover good relations, citizenship, youth training, leadership, conflict mediation and personal development, through a range of interventions such as sport, drama and culture.
- €1.97 has been allocated to the theme of 'Shared Spaces and Services', with the objective being to create a more cohesive society through an increased provision of shared spaces and services, which has the potential to have a transformative effect on local areas.
- €2.4m has been allocated to building positive relations at local level, and is about promoting and celebrating cultural diversity where people can live, learn and socialise together free from prejudice, hate and intolerance. A range of interventions are proposed under this theme including events linked to the decade of commemorations that explore history in a sensitive manner and build mutual understanding, sport, the arts, culture (including Irish and Ulster Scots language initiatives and a cross-border media project) and a small grants scheme.
- 4.26 The Council will continue to support various social inclusion initiatives in 2019 including: Social Inclusion Week, the Age Friendly Strategy, and the Social Inclusion Measures Coordinating Group (SIM). The Council also plans to run a major national event in the County in 2019 – an older persons' conference.
- 4.27 The Social Inclusion Unit will also continue to provide administrative support to the Public Participation Network (PPN) and the Youth Council in 2019. The Unit facilitated the county-wide youth council elections which took place in schools throughout the county in late 2018.
- 4.28 The 47th International Pan Celtic Festival was held in Letterkenny from the 3rd to the 8th April 2018. The festival brought significant visitors to the town to enjoy the colourful and vibrant celebration of music, song, dance, pageantry, languages and sports of the six Celtic nations – Ireland, Scotland, Wales, Cornwall, The Isle of Man and Brittany. The festival will return to Letterkenny from the 23rd - 28th April 2019.
- 4.29 The 2018 Ulster Dancing Championships, supported by Donegal County Council, which took place in Letterkenny from the 1st - 4th November attracted in the region of 10,000 visitors. The championships will return to Letterkenny in 2019.
- 4.30 The wide range of activities carried out by the Council's Irish Office (Rannog na Gaelige) will continue, and will be further enhanced, in 2018. This includes preparing, co-ordinating and implementing a County-Wide Irish Language Plan, Lionra Leitir Ceanainn, the Gaeltacht Scholarship Scheme, Seachtain na Gaelige and staff Irish language training.
- 4.31 The EU funded ASCENT project will be completed in 2019. This project focuses on Errigal. At a local level DCC is working with the local community in Dunlewey and the Errigal Stakeholders Group to facilitate the responsible enjoyment of Errigal in a way that protects its special qualities, and benefits the local community. A management plan, together with designs and planning for an upland path, will be finalised in 2019.
- 4.32 Capital works continued on the Council's flagship tourism projects in Sliabh Liag and Malin Head in 2018. Malin Head Phase II will be completed in 2018, with phase III, the development of a Visitor Management Plan, set to be completed in 2019 at a cost of €250k. Works at Sliabh Liag will be substantially completed by the end of 2018, with the visitor centre due to open in early 2019.
- 4.33 Thirteen Town & Village Renewal Schemes are currently being completed under the 2017 T&V Renewal Scheme, with total expenditure of €1.449m. Eleven towns and villages across the county are set to benefit from the 2018 T&V Scheme, with total expenditure of €1.375m.
- 4.34 Six schools and two projects across the county are set to benefit from the 2018 Clar Scheme Measure 1, with a total expenditure of €304,070. Six national schools across the county are set to benefit from the CLAR

Scheme Measure 2, with a total funding of €213,032.

- 4.35 The County Development Plan (CDP) 2018-2024 was adopted in May 2018. The Work Programme for 2019 includes for potential variations to the Development Plan in respect of renewable energy policy and strategic infrastructure in the amount of €1,024,814.
- 4.36 The Seven Strategic Towns Draft Local Area Plans, 2018-2024, (for the towns of Carndonagh, Bridgend, Ballybofey/Stranorlar, Donegal Town, Ballyshannon, Killybegs and An Clochan Liath [Dungloe]), was adopted in July 2018. Preparation of the Letterkenny Local Area Plan also commenced during 2018, and will continue into 2019 with a view to this Plan being adopted during that period.
- 4.37 Preliminary work on the Buncrana Local Area Plan and the Bundoran Local Area Plan also commenced in the latter part of 2018. These projects will be progressed into 2019, with a view to adoption during that period. Provision has also been included in Budget 2019 in this regard.
- 4.38 A sum in the amount of €1,764,202 has been provided for Planning Control. The Council has progressed the filling of posts within the Planning Department during 2018 in compliance with Workforce Plan numbers.
- 4.39 Anticipated planning fees income for 2019 is €590,000.
- 4.40 The planning permission application trend for the period 2014 - 2018 (YTD) is set out in the table below. It is projected that there will be approximately 2,100 applications by year end.

Year	2014	2015	2016	2017	2018 (YTD)
No.	1,568	1,755	1,893	1,993	1507

- 4.41 An amount of €585,740 has been provided in respect of enforcement activities in 2019. This includes site investigations, preparation of cases for prosecution, issuing of warning letters, issuing of enforcement notices, including urgent enforcement, and prosecution at court. The level of resources applied to this area of activity has increased during 2018, and progress in relation to the number of outstanding cases will continue during 2019. This area of work also currently includes the pursuit of outstanding

Development Contribution Scheme (DCS) charges.

- 4.42 Monies in the amount of €247,670 were made available for Unfinished-Housing-Developments/Taking-in-Charge in 2018. During 2018, 45 residential estates were formally taken in-charge by Donegal County Council. In addition to the taking-in-charge of estates, the planning authority has assisted Residents Associations & Management Companies throughout the County to remedy various issues encountered by residents, such as deficiencies in foul effluent collection & disposal, public lighting, and road infrastructural issues. A combination of available funding sources, including DCC's budget allocations, security bond monies, developers' resources, Departmental funds, and available Irish Water funding, will be considered in each specific case depending on suitability.
- 4.43 Previously, Departmental funding awarded under the Public Safety Initiative (PSI), Site Resolution Funding (SRF) & National Taking-In-Charge Initiative (NTICI) constituted a significant part of the on-going work in relation to Unfinished Housing Developments (UFHDs) and taking-in-charge in 2018. This will continue into 2019, and it is expected that monies allocated under these Initiatives will be fully spent during the year. A new Departmental funding stream aimed specifically at water service infrastructure will be commenced later this year with funding being made available in 2019. This scheme is specifically aimed at connecting housing developments that are currently serviced by DPIS ('developer-provided-infrastructure') to the public foul network. The planning authority has already engaged with departmental officials regarding this funding programme, and has identified potential projects that may well benefit from this funding source.

Division E - Environmental Services

- 5.1 A sum of €1,535,287 is provided for landfill operations, which includes the maintenance of closed landfills (€494,549), and historical loan charges (€1,022,882). Essential capital improvements at a number of these closed landfills will be provided for in the 3-Year Capital Budget 2019-2021
- 5.2 A sum in the amount of €347,272 has been provided in respect of the six recycling centres in the County at Carndonagh, Dungloe, Laghey, Letterkenny, Milford and Stranorlar.
- 5.3 Funding is also included in Budget 2019 to facilitate the 452 Bring Banks at 73 Bring Bank sites across the County, and other recycling activities (€55,050).
- 5.4 A sum of €459,137 is provided in respect of the application of resources to the enforcement of the provisions of the Litter Pollution Act, and the Waste Management Act.
- 5.5 There is a provision of €209,091 in the Waste Awareness Programme to further enhance the Council's ongoing support for Tidy Towns in the National Tidy Towns Competition.
- 5.6 The County Donegal Tidy Towns Awards Scheme was initiated by the Council in 2017, and is repeated in 2019, with funding in the amount of €5,000.
- 5.7 A specific and discretionary allocation of €15,000 per Municipal District has been repeated in the draft Revenue Budget 2019 to assist Tidy Towns groups.
- 5.8 A sum of €664,000 has been provided in respect of street cleaning in 2019.
- 5.9 A sum of €533,564 has been provided to cover staff and associated costs in relation to waste regulation, monitoring waste facility permits, authorised treatment facilities for end of life vehicles, and enforcing waste collection permit regulations.
- 5.10 The installation of real-time Air Quality Monitors in a number of towns will be provided for in the 3 Year Capital Plan 2019-2021.
- 5.11 Provision of €468,770 has been made to cover Water Safety, including the employment of Beach Life Guards at beaches during the summer months. This provides resources to target having the highest, or joint highest, number of Blue Flags awarded in the country, to support the promotion of tourism and The Wild Atlantic Way.
- 5.12 A sum in the amount of €6,943,322 is provided in respect of the Fire Service. This service has a compliment of 147 retained fire fighters across 15 fire stations and 2 volunteer brigades. Additional services are provided by the Northern Ireland Fire & Rescue Service in certain parts of the County.
- 5.13 This figure includes allocations across various headings to allow the Fire Service to meet its statutory and service delivery objectives.
- 5.14 An updated draft Section 26 plan will be completed and brought to the Council for further consideration in 2019.
- 5.15 Primary areas of expenditure in the Fire Service include:
- Personnel costs including gratuities €3,567,510
 - General training programmes €281,359
 - Standard operating guidelines training programmes €12,100
 - Contribution to Regional Command Centre €395,985
 - Buildings, vehicles and equipment maintenance and running costs €1,058,085
- 5.16 A sum of €25,000 has been specifically allocated for 2019 to enhance the Community Fire Safety programme, aimed at vulnerable and at risk persons. In Ireland, most fire deaths occur in domestic accommodation such as dwellings and apartments. To mitigate fire safety risk in domestic dwellings, which fall outside the legislative scope of Donegal County Council, a 5-year community fire safety strategy is being launched.
- 5.17 This will have the clear objective of reducing fire deaths, and making Donegal a safer place to live. This shall be achieved by reviewing statistics and targeting those who are most vulnerable in society. With the assistance of capital funding, fire protection equipment such as smoke detectors shall be provided to those most vulnerable to fire.
- 5.18 Work will continue, as part of the Capital programme in 2019, to upgrade and enhance the fire service vehicle fleet, including the bringing-on of an upgraded emergency tender

and associated specialist equipment, the targeted acquisition of water tankers, and exploration of acquiring a dedicated incident control vehicle.

- 5.19 Services will continue to be provided for in areas of major emergency management, primary schools programme, fire prevention and education, and fire safety awareness.
- 5.20 A sum in the amount of €143,407 is provided in respect of Civil Defence. This service has a complement of 91 volunteer members across the county, who continue to support the Primary Emergency Response Agencies, while also assisting, where feasible, the local communities in non-emergency activities.
- 5.21 In 2018 to date, community assistance was provided to 41 community events, which included the Papal Visit to Knock on 26th August.
- 5.22 Additional services will continue to be provided for in areas of Major Emergency Management, Community CPR Programme to Secondary Schools, Patient Transfers and on areas such as Avian Influenza response.
- 5.23 To maintain operational readiness, Civil Defence will continue to develop and roll out its training programmes in a variety of areas, i.e., First Aid, (CPR – EMT level), Land and Water Based Search & Rescue, Swift Water Rescue, Fire Fighting, Flooding, Radiation Monitoring, Drones, Radio Communications, and Working with Helicopters through the Irish Coastguard.
- 5.24 Additional funding was grant aided by the Department of Defence in 2018 to part fund the construction of additional storage facilities for Civil Defence Vehicles at the Civil Defence Headquarters, Stranorlar.

Division F - Recreation and Amenity

- 6.1 A provision in the amount of €1,217,919 has been made in respect of leisure facility operations, contributions and loan charges.
- 6.2 An allocation of €311,134 is provided for Beach maintenance and cleaning in 2019.
- 6.3 The Cultural Services Division will continue to deliver a wide programme of activities in line with the goals and actions set out in *Cultúr*.

- 6.4 A provision of €3,267,932 is provided for the continuation of the public library network, Taobh Tíre community outreach points, and the cross-border mobile library. The Europe Direct Information Centre will continue at Central Library and at Leabharlann Phobail Ghaoth Dobhair.
- 6.5 The new national public library strategy, 'Our Public Libraries 2022', focuses on three strategic programmes; reading and literacy development, learning and information, and community and culture. During 2019, Donegal libraries will work to implement the actions related to these strategies, including establishing all branches in the library network as enablers of digital services and facilitators of digital skills development, as well as developing and implementing a Right to Read Action Plan.
- 6.6 A provision of €1,524,167 has been provided to cover the wide range of County Arts activity, including initiatives such as An Grianán Theatre, Abbey Arts Centre, Strategic Partnerships, support for venues and support for festivals in 2019.
- 6.7 Provision has been made for the Regional Cultural Centre, which will deliver a programme of exhibitions, film, concerts, community activities and children/youth events. The RCC will continue to support Connecting for Life Donegal through the Lived Lives exhibition.
- 6.8 A sum in the amount of €328,509 is provided in respect of the County Museum services. The exhibition and events programme will include an exhibition on the War of Independence and the Civil War. The County Museum will work with the National Museum to facilitate the display of the recently found Bronze Age gold rings in the County.
- 6.9 A sum in the amount of €123,415 is provided in respect of the County Archives services. Amongst other developments, a number of landed estate and other collections will be digitised and made accessible online.
- 6.10 A sum in the amount of €140,893 is provided in respect of the County Donegal Heritage Office. County Donegal Heritage Plan actions will include the launch of traditional shop front conservation guidance, a thatch repair scheme, the production of short heritage videos, and various heritage awareness and education initiatives.

- 6.11 The Cultural Services Division, along with other Creative Ireland Culture Team members in the Council, will continue to lead the local delivery of the Creative Ireland initiative based on the actions outlined in the County Donegal Culture and Creativity Strategy 2018-2022.
- 6.12 A sum of €1,331,490 is provided for in respect of maintenance and upkeep of parks & open spaces. This includes a specific allocation towards the management of Barrack Hill, Carndonagh.

Division G - Agriculture, Education, Health and Welfare

- 7.1 The Council is responsible for maintaining over 100 Pier & Harbour facilities around the coast of Donegal, ranging from busy multi-faceted facilities, such as Greencastle harbour, to small piers/slipways in remote locations serving just a handful of users.
- 7.2 A provision of €1,478,261 has been made in respect of Operation of Harbours, including maintenance of lights, de-fouling of slipways, and general harbour repairs.
- 7.3 Based on the 2017 Survey Report findings, the Council drew up a prioritised work programme to begin addressing the issues identified. Relatively small-scale but important matters, such as ladders, railings, toe rails and signage, will be prioritised. While some limited works can be undertaken through the annual maintenance budget, capital funding was secured from the Department of Agriculture, Food and the Marine (DAFM). Similar funding will be sought to progress the improvement of the Piers and Harbours during 2019.
- 7.4 Annual dredging is required at several piers and harbours. Occasional, but large-scale dredging is required at some others, the purpose of which is to maintain navigable channels and berths for pier/harbour users. Dredging is a costly undertaking, both in terms of the work itself and obtaining the necessary statutory permits. The scale of works required changes from year-to-year, and it is principally dependent on tides/currents and prevailing weather conditions. An 8-year dumping-at-sea licence was obtained for Buncrana in 2018, and the Council will endeavour to obtain a similar licence from the EPA for Greencastle in 2019.
- 7.5 An allocation of €20,000 was allocated in 2018 for the maintenance/replacement of mooring buoys/chains. €19,000 has been provided in 2019 for marine safety, and guidance of mariners through the surrounding waters.
- 7.6 €597,615 is provided in respect of Council Veterinary Services, which provide statutory, advisory and administrative supports across a range of areas including food safety, zoonotic disease prevention and control, waste disposal and waste treatment, animal welfare, abattoirs and dog control.
- 7.7 A provision of €26,582, including grants totalling €17,000, is provided in respect of Higher Education Grants. This reflects the residual involvement of the Council in providing this service, following the establishment of Student Universal Support Ireland (SUSI).

Division H - Miscellaneous Services

- 8.1 A sum of €4,739,509 is provided in respect of the Machinery Yard, (machinery and central stores), of which €4,251,193 is funded.
- 8.2 The 2019 Draft Budget includes a provision of €375,000 to fund the continuation of the Small Business Grant. This allows businesses to avail of a 7.5% reduction, to a maximum of €375, when paying their Commercial Rates liability by the 31st October.
- 8.3 A provision for irrecoverable Commercial Rates is included in the amount of €6,587,695. Rates may be deemed irrecoverable for a number of reasons, including where properties have been vacant for all or part of the year, and amounts deemed as bad debt that cannot be legally pursued.
- 8.4 €628,395 is provided to administer the Commercial Rate Book. This is primarily for salary costs associated with the collection of Commercial Rates.
- 8.5 Commercial Rates Income for 2019 totals €34,380,806. The total number of rateable properties is 5,706.

- 8.6 It is estimated that €1,400,000 will be collected in respect of the Non Principal Private Residence (NPPR) charge in 2019, which is still considered an important revenue source for the Council. The NPPR charge, which covers the years 2009 – 2013 is payable, with certain exemptions, on properties that were not the owner’s principal private residence during these years.
- 8.7 In line with the vision for an integrated Income Collection Unit function, the Unit was expanded in 2018 to include the collection of both Fire and Marine charges.
- 8.8 An allocation in the amount of €123,622 in respect of the Register of Electors has been provided. This includes franchise fees, advertising, postage, and other administration costs.
- 8.9 A provision of €350,308, which must be fully financed by the Council, is provided in respect of Coroners’ fees for 2019.
- 8.10 A provision of €1,548,684 is provided in 2019 to cover a range of members associated costs, including representational payments, expenses, allowances and other costs.
- 8.11 €1,054,509 is provided in respect of Motor Tax Operations.
- 8.12 Included in the Agency & Recoupable services amount of €5,306,652 are numerous headings including Public and Employers Liability Insurance, Loan Charges, Facilities Management & Maintenance, and miscellaneous pay and non-pay costs.
- 8.13 In addition to the management & maintenance of all Council ICT systems, networks and operations, the Information Systems Department will continue to support Council objectives over a range of cross-cutting areas.
- 8.14 There will be continued implementation of systems and applications within the Council, to assist improved service delivery and to support improved internal business processes.
- 8.15 A multi-annual reinvestment programme is necessitated in the ICT system of the Council to maintain the organisation’s capacity in this area, and will see, commencing in 2019, investment in networking improvements, data storage, telephony systems, software licensing, information and cyber security, General Data Protection Regulations (GDPR), upgrading of information systems, and further development of meeting-management systems.
- 8.16 This is included in the 3-Year Capital Plan, 2019 – 2021 and will, from this year, see an increased cost to the Councils operational budget in this area, as a result of revised licensing arrangements.
- 8.17 There will be further developments and enhancements to the Council’s online and social media presence in 2019, aiming to maximise the branding, communications and services across all Council service areas.
- 8.18 Through the ERNACT network, the Council will continue to seek EU project funding opportunities in the field of ICT and Digital technologies, as well as supporting the work of the North West Regional Development Group.
- 8.19 The I.S. Department continues to work with relevant Government Departments and Telecommunications Companies to assist the roll out of high speed broadband throughout the County.
- 8.20 The I.S. Department will, in conjunction with the Economic Development Division, inform the evolving development and implementation of the Donegal Digital Action Plan, utilising digital technology to support economic activity.
- 8.21 The Council’s Procurement Office continues to provide support, training and guidance to staff engaged in public procurement, with particular emphasis on compliance with local, national and EU procurement rules, and identifying opportunities for greater efficiencies. Clear policies and procedures exist to ensure that, irrespective of purchase method, the over-riding objective is that the Council achieves value-for-money, and reduces procurement risk to the organisation, whilst complying with all relevant directives and regulations.

DRAFT FORMAT OF BUDGET 2019

Donegal County Council

TABLE A - CALCULATION OF ANNUAL RATE ON VALUATION

Summary by Service Division		Summary per Table A 2019				Estimated Net Expenditure Outturn 2018 (as restated)	
		Expenditure	Income	Budget Net Expenditure 2019			
		€	€	€	%		
Gross Revenue Expenditure & Income							
Housing and Building		19,477,783	19,872,980	(395,197)	(-1%)	(999,486)	(-2%)
Road Transport & Safety		44,836,067	27,602,856	17,233,211	29%	15,316,293	26%
Water Services		18,265,235	16,905,166	1,360,069	2%	1,166,178	2%
Development Management		13,780,425	3,012,074	10,768,351	18%	9,777,357	17%
Environmental Services		13,908,348	1,310,215	12,598,133	21%	11,987,011	21%
Recreation and Amenity		9,609,521	645,204	8,964,317	15%	8,591,336	15%
Agriculture, Education, Health & Welfare		2,755,140	512,063	2,243,077	4%	2,164,354	4%
Miscellaneous Services		23,347,284	16,618,589	6,728,695	11%	10,212,211	18%
		145,979,803	86,479,147	59,500,656	100%	58,215,255	100%
Provision for Debit Balance		0		0			
Adjusted Gross Expenditure & Income	(A)	145,979,803	86,479,147	59,500,656		58,215,255	
Financed by Other Income/Credit Balances							
Provision for Credit Balance			0	0		0	
Local Property Tax			25,119,850	25,119,850		25,119,850	
Sub - Total	(B)			25,119,850		33,095,405	
Net Amount of Rates to be Levied	(A-B)			34,380,806			
Value of Base Year Adjustment				(317,216)			
Amount of Rates to be Levied (Gross of BYA)	(D)			34,698,022			
Net Effective Valuation	(E)			483,192			
General Annual Rate on Valuation	D/E			71.81			

Table B Expenditure & Income for 2019 and Estimated Outturn for 2018									
Division & Services		2019				2018			
		Expenditure		Income		Expenditure		Income	
		Adopted by Council	Estimated by Chief Executive	Adopted by Council	Estimated by Chief Executive	Adopted by Council	Estimated Outturn	Adopted by Council	Estimated Outturn
Code		€	€	€	€	€	€	€	€
	Housing and Building								
A01	Maintenance/Improvement of LA Housing Units	6,488,485	6,488,485	1,136,803	1,136,803	5,950,960	6,528,995	1,129,465	1,772,779
A02	Housing Assessment, Allocation and Transfer	1,458,056	1,458,056	114,056	114,056	1,482,560	1,439,116	114,056	114,055
A03	Housing Rent and Tenant Purchase Administration	1,273,762	1,273,762	11,749,440	11,749,440	1,239,655	1,230,368	11,225,835	11,375,835
A04	Housing Community Development Support	295,544	295,544	6,065	6,065	276,821	284,366	6,065	6,065
A05	Administration of Homeless Service	363,037	363,037	201,326	201,326	300,608	293,428	145,076	145,077
A06	Support to Housing Capital Prog.	1,927,764	1,927,764	697,003	697,003	1,672,032	1,741,431	697,003	747,003
A07	RAS and Leasing Programme	4,532,814	4,532,814	4,880,051	4,880,051	4,333,464	4,311,534	4,637,006	4,637,006
A08	Housing Loans	1,059,692	1,059,692	610,610	610,610	1,106,552	1,097,838	657,187	657,187
A09	Housing Grants	1,722,006	1,722,006	416,528	416,528	1,759,938	1,616,156	416,528	316,528
A11	Agency & Recoupable Services	23,355	23,355	31,098	31,098	27,181	26,945	31,098	31,098
A12	HAP Programme	333,268	333,268	30,000	30,000	336,295	332,972	100,000	100,000
	Service Division Total	19,477,783	19,477,783	19,872,980	19,872,980	18,486,067	18,903,148	19,159,319	19,902,634
	Road Transport & Safety								
B01	NP Road - Maintenance and Improvement	1,157,999	1,157,999	743,173	743,173	1,308,865	1,066,888	897,526	683,682
B02	NS Road - Maintenance and Improvement	1,224,335	1,224,335	555,939	555,939	1,193,341	2,053,054	667,582	1,552,439
B03	Regional Road - Maintenance and Improvement	14,321,763	14,321,763	8,403,149	8,403,149	13,784,611	13,619,155	7,904,519	8,203,147
B04	Local Road - Maintenance and Improvement	23,098,044	23,098,044	16,310,346	16,310,346	30,054,529	36,546,369	23,330,407	30,807,936
B05	Public Lighting	2,163,794	2,163,794	128,368	128,368	2,186,947	2,185,515	100,118	118
B06	Traffic Management Improvement	114,739	114,739	1,537	1,537	80,528	79,440	1,537	87,037
B07	Road Safety Engineering Improvement	515,152	515,152	222,280	222,280	597,313	893,181	442,280	728,626
B08	Road Safety Promotion/Education	241,776	241,776	3,839	3,839	238,225	236,144	7,839	7,839
B09	Car Parking	1,142,397	1,142,397	1,020,412	1,020,412	1,107,983	1,094,042	1,017,324	1,017,324
B10	Support to Roads Capital Prog.	736,921	736,921	90,301	90,301	715,538	679,761	90,301	90,301
B11	Agency & Recoupable Services	119,147	119,147	123,512	123,512	94,080	91,814	50,622	50,622
	Service Division Total	44,836,067	44,836,067	27,602,856	27,602,856	51,361,957	58,545,363	34,510,054	43,229,070

Table B Expenditure & Income for 2019 and Estimated Outturn for 2018									
Division & Services		2019				2018			
		Expenditure		Income		Expenditure		Income	
		Adopted by Council	Estimated by Chief Executive	Adopted by Council	Estimated by Chief Executive	Adopted by Council	Estimated Outturn	Adopted by Council	Estimated Outturn
- Code		€	€	€	€	€	€	€	€
	Water Services								
C01	Water Supply	10,870,577	10,870,577	326,333	326,333	10,885,388	10,709,455	326,333	326,333
C02	Waste Water Treatment	2,879,398	2,879,398	79,284	79,284	2,801,004	2,729,229	79,284	79,284
C03	Collection of Water and Waste Water Charges	556,875	556,875	21,254	21,254	551,883	532,702	21,254	21,254
C04	Public Conveniences	356,301	356,301	9,644	9,644	317,526	313,843	9,644	9,644
C05	Admin of Group and Private Installations	159,988	159,988	176,345	176,345	106,074	100,770	176,345	176,345
C06	Support to Water Capital Programme	2,754,281	2,754,281	51,179	51,179	2,324,114	2,299,219	51,179	51,179
C07	Agency & Recoupable Services	598,226	598,226	3,249,010	3,249,010	750,403	729,198	2,949,010	2,949,010
C08	Local Authority Water and Sanitary Services	89,589	89,589	12,992,117	12,992,117	92,420	92,420	12,727,609	12,727,609
	Service Division Total	18,265,235	18,265,235	16,905,166	16,905,166	17,828,813	17,506,836	16,340,658	16,340,658
	Development Management								
D01	Forward Planning	1,276,153	1,276,153	23,589	23,589	1,141,944	929,988	24,089	24,089
D02	Development Management	2,859,732	2,859,732	705,995	705,995	2,960,339	2,846,421	619,995	619,995
D03	Enforcement	904,379	904,379	26,244	26,244	794,557	805,989	26,244	26,244
D04	Industrial and Commercial Facilities	1,800	1,800	127	127	4,100	4,100	127	127
D05	Tourism Development and Promotion	1,414,942	1,414,942	231,599	231,599	1,023,247	1,173,889	15,794	220,384
D06	Community and Enterprise Function	4,031,901	4,031,901	503,402	503,402	4,012,601	4,804,066	255,912	1,134,491
D07	Unfinished Housing Estates	284,276	284,276	4,305	4,305	284,675	282,896	4,305	4,305
D08	Building Control	195,195	195,195	69,823	69,823	150,210	148,365	58,823	58,823
D09	Economic Development and Promotion	2,204,367	2,204,367	1,263,917	1,263,917	1,686,652	2,430,051	1,200,447	1,958,855
D10	Property Management	0	0	0	0	0	0	0	0
D11	Heritage and Conservation Services	298,445	298,445	134,476	134,476	272,867	270,814	134,476	140,169
D12	Agency & Recoupable Services	309,235	309,235	48,597	48,597	384,554	311,165	48,597	42,904
	Service Division Total	13,780,425	13,780,425	3,012,074	3,012,074	12,715,745	14,007,743	2,388,809	4,230,386

		Table B Expenditure & Income for 2019 and Estimated Outturn for 2018							
		2019				2018			
		Expenditure		Income		Expenditure		Income	
		Adopted by Council	Estimated by Chief Executive	Adopted by Council	Estimated by Chief Executive	Adopted by Council	Estimated Outturn	Adopted by Council	Estimated Outturn
Division & Services		€	€	€	€	€	€	€	€
- Code	Environmental Services								
E01	Landfill Operation and Aftercare	1,864,760	1,864,760	3,237	3,237	1,910,219	1,910,202	3,237	14,237
E02	Recovery & Recycling Facilities Operations	576,734	576,734	49,795	49,795	614,157	603,670	49,795	49,795
E03	Waste to Energy Facilities Operations	0	0	0	0	0	0	0	0
E04	Provision of Waste to Collection Services	20,573	20,573	0	0	20,565	20,537	0	0
E05	Litter Management	1,624,848	1,624,848	147,061	147,061	1,503,253	1,559,839	77,942	147,042
E06	Street Cleaning	675,607	675,607	1,512	1,512	675,271	375,710	1,512	1,512
E07	Waste Regulations, Monitoring and Enforcement	620,846	620,846	471,135	471,135	420,276	379,611	213,135	213,135
E08	Waste Management Planning	60,344	60,344	0	0	60,339	60,322	0	0
E09	Maintenance of Burial Grounds	42,500	42,500	520	520	42,494	44,019	520	2,170
E10	Safety of Structures and Places	686,244	686,244	94,777	94,777	651,992	647,353	94,777	110,900
E11	Operation of Fire Service	6,766,193	6,766,193	264,324	264,324	6,750,069	6,704,375	264,324	264,324
E12	Fire Prevention	177,129	177,129	225,005	225,005	158,973	152,739	280,505	280,505
E13	Water Quality, Air and Noise Pollution	792,570	792,570	52,849	52,849	682,843	661,601	49,349	49,349
E14	Agency & Recoupable Servicess	0	0	0	0	0	12,598	0	12,598
E15	Climate Change and Flooding	0	0	0	0	0	0	0	0
	Service Division Total	13,908,348	13,908,348	1,310,215	1,310,215	13,490,451	13,132,577	1,035,095	1,145,566
Code	Recreation & Amenity								
F01	Leisure Facilities Operations	1,237,106	1,237,106	21,389	21,389	1,292,831	1,291,894	19,639	19,639
F02	Operation of Library and Archival Service	4,495,109	4,495,109	288,278	288,278	4,230,332	4,177,354	261,728	309,478
F03	Outdoor Leisure Areas Operations	1,757,393	1,757,393	45,949	45,949	1,734,801	1,736,255	38,949	45,949
F04	Community Sport and Recreational Development	1,041	1,041	0	0	930	884	0	0
F05	Operation of Arts Programme	2,118,872	2,118,872	289,588	289,588	2,006,998	2,052,103	285,088	292,088
F06	Agency & Recoupable Services	0	0	0	0	60,000	60,000	60,000	60,000
	Service Division Total	9,609,521	9,609,521	645,204	645,204	9,325,891	9,318,490	665,404	727,154

Table B Expenditure & Income for 2019 and Estimated Outturn for 2018									
Division & Services		2019				2018			
		Expenditure		Income		Expenditure		Income	
		Adopted by Council	Estimated by Chief Executive	Adopted by Council	Estimated by Chief Executive	Adopted by Council	Estimated Outturn	Adopted by Council	Estimated Outturn
- Code		€	€	€	€	€	€	€	€
	Agriculture, Education, Health & Welfare								
G01	Land Drainage Costs	2,658	2,658	173	173	2,629	484,424	173	464,599
G02	Operation and Maintenance of Piers and Harbours	1,801,290	1,801,290	68,972	68,972	1,728,034	1,715,933	56,972	56,972
G03	Coastal Protection	37,666	37,666	136	136	37,662	114,129	136	76,636
G04	Veterinary Service	734,077	734,077	421,588	421,588	714,722	708,243	391,854	391,854
G05	Educational Support Services	164,449	164,449	21,194	21,194	187,538	180,880	49,194	49,194
G06	Agency & Recoupable Services	15,000	15,000	0	0	0	0	0	0
	Service Division Total	2,755,140	2,755,140	512,063	512,063	2,670,585	3,203,609	498,329	1,039,255
	Miscellaneous Services								
H01	Profit/Loss Machinery Account	5,184,340	5,184,340	4,063,682	4,063,682	5,159,242	6,109,048	4,070,672	5,220,672
H02	Profit/Loss Stores Account	138,610	138,610	211,756	211,756	121,632	120,576	211,756	211,756
H03	Adminstration of Rates	7,955,840	7,955,840	717,173	717,173	7,745,037	7,654,013	1,117,173	417,173
H04	Franchise Costs	447,988	447,988	8,067	8,067	225,486	220,389	5,067	5,066
H05	Operation of Morgue and Coroner Expenses	356,229	356,229	466	466	318,494	318,207	466	466
H06	Weighbridges	2,405	2,405	100	100	2,374	2,255	100	100
H07	Operation of Markets and Casual Trading	35,446	35,446	14,353	14,353	35,445	35,353	15,353	15,353
H08	Malicious Damage	0	0	0	0	0	0	0	0
H09	Local Representation/Civic Leadership	1,636,998	1,636,998	1,440	1,440	1,538,620	1,504,602	1,440	1,440
H10	Motor Taxation	1,797,103	1,797,103	94,497	94,497	1,728,316	1,704,576	94,497	94,495
H11	Agency & Recoupable Services	5,792,325	5,792,325	11,507,055	11,507,055	6,041,400	5,977,232	10,466,107	7,467,521
	Service Division Total	23,347,284	23,347,284	16,618,589	16,618,589	22,916,045	23,646,253	15,982,632	13,434,042
	OVERALL TOTAL	145,979,803	145,979,803	86,479,147	86,479,147	148,795,554	158,264,019	90,580,300	100,048,765

Table C - CALCULATION OF BASE YEAR ADJUSTMENT

	(i)	(ii)	(iii)	(iv)	(v)
Rating authority	Annual Rate on Valuation 2019	Effective ARV (Net of BYA) 2019	Base Year Adjustment 2019	Net Effective Valuation	Value of Base Year Adjustment
			(ii)-(i)		(iii)*(iv)
	€	€	€	€	€
Donegal County Council	71.81	71.81		341,517.16	
Former rating authority areas					
Letterkenny	71.81	71.81	0.00	109,118.64	0
Bundoran	71.81	71.81	0.00	14,450.29	0
Buncrana	71.81	54.29	(17.52)	18,105.96	(317,216.42)
TOTAL			(17.52)	483,192.05	(317,216.42)

Table D	
ANALYSIS OF BUDGET 2019 INCOME FROM GOODS AND SERVICES	
Source of Income	2019 €
Rents from Houses	12,411,303
Housing Loans Interest & Charges	864,350
Parking Fines/Charges	1,003,328
Irish Water	16,162,528
Planning Fees	590,000
Sale/leasing of other property / Industrial Sites	874,742
Domestic Refuse	0
Commercial Refuse	0
Landfill Charges	0
Fire Charges	448,000
Recreation / Amenity / Culture	0
Library Fees/Fines	45,000
Agency Services & Repayable Works	0
Local Authority Contributions	90,760
Superannuation	2,000,001
NPPR	1,400,000
Misc. (Includes income from Machinery Yard, overhead account, transfers from reserves, PEL, dog licensing, PRTB contributions and other miscellaneous headings)	14,793,871
TOTAL	50,683,883

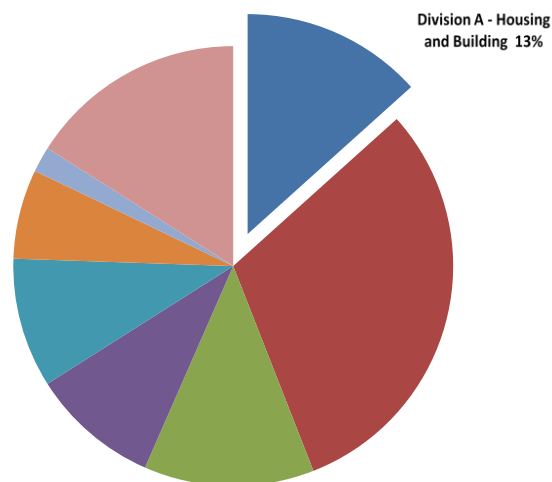
Table E	
ANALYSIS OF BUDGET INCOME 2019 FROM GRANTS AND SUBSIDIES	
	2019 €
Department of Housing, Planning and Local Government	
Housing and Building	4,874,888
Road Transport & Safety	0
Water Services	203,066
Development Management	70,000
Environmental Services	585,119
Recreation and Amenity	0
Agriculture, Education, Health & Welfare	0
Miscellaneous Services	2,895,520
	8,628,593
Other Departments and Bodies	
TII Transport Infrastructure Ireland	24,071,774
Culture, Heritage & Gaeltacht	131,320
National Transport Authority	0
Social Protection	0
Defence	83,500
Education and Skills	17,000
LGMA (Library Development Unit)	31,200
Arts Council	195,000
Transport Tourism & Sport	0
Justice and Equality	0
Agriculture Food and the Marine	0
Non-Dept HFA and BMW	0
Business Enterprise and Innovation	916,060
Rural & Community Development	0
Communications, Climate Action & Environment	0
Food Safety Authority of Ireland	239,734
Other	1,481,083
	27,166,671
Total Grants & Subsidies	35,795,264

**Table F Comprises Expenditure and Income by
Division to Sub-Service Level**

Division A - Housing and Building

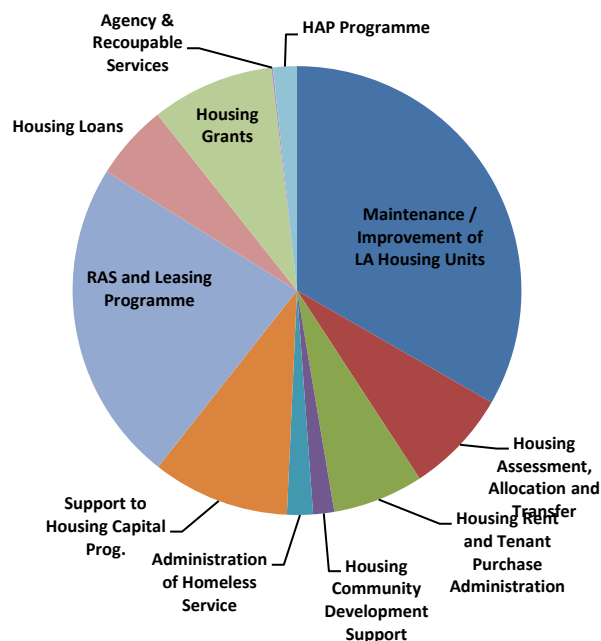
Division	Amount	%
A Housing and Building	19,477,783	13%
B Road Transport & Safety	44,836,067	31%
C Water Services	18,265,235	13%
D Development Management	13,780,425	9%
E Environmental Services	13,908,348	10%
F Recreation and Amenity	9,609,521	7%
G Agriculture, Education, Health & Welfare	2,755,140	2%
H Miscellaneous Services	23,347,284	16%
Grand Total	145,979,803	100%

Overall Expenditure



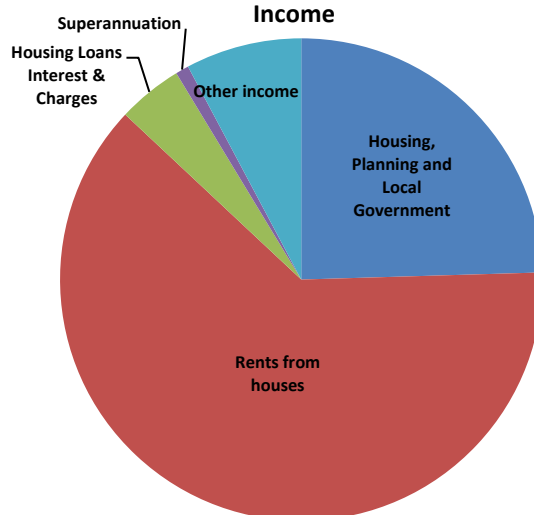
How the Division is Spent	Amount	%
Maintenance / Improvement of LA Housing Units	488,485	33.3%
Housing Assessment, Allocation and Transfer	1,458,056	7.5%
Housing Rent and Tenant Purchase Administration	1,273,762	6.5%
Housing Community Development Support	295,544	1.5%
Administration of Homeless Service	363,037	1.9%
Support to Housing Capital Prog.	1,927,764	9.9%
RAS and Leasing Programme	4,532,814	23.3%
Housing Loans	1,059,692	5.4%
Housing Grants	1,722,006	8.8%
Agency & Recoupable Services	23,355	0.1%
HAP Programme	333,268	1.7%
Grand Total	19,477,783	100%

Expenditure



Sources of Income in the Division	Amount	%
Housing, Planning and Local Government	4,874,888	24.5%
Rents from houses	12,411,303	62.5%
Housing Loans Interest & Charges	864,350	4.3%
Superannuation	176,448	0.9%
Other income	1,545,991	7.8%
Grand Total	19,872,980	100%

Income



Division & Services		2019				2018			
		Expenditure		Income		Expenditure		Income	
		Adopted by Council	Estimated by Chief Executive	Adopted by Council	Estimated by Chief Executive	Adopted by Council	Estimated Outturn	Adopted by Council	Estimated Outturn
		€	€	€	€	€	€	€	€
Code	Housing and Building								
A01	Maintenance/Improvement of LA Housing Units	6,488,485	6,488,485	1,136,803	1,136,803	5,950,960	6,528,995	1,129,465	1,772,779
A02	Housing Assessment, Allocation and Transfer	1,458,056	1,458,056	114,056	114,056	1,482,560	1,439,116	114,056	114,055
A03	Housing Rent and Tenant Purchase Administration	1,273,762	1,273,762	11,749,440	11,749,440	1,239,655	1,230,368	11,225,835	11,375,835
A04	Housing Community Development Support	295,544	295,544	6,065	6,065	276,821	284,366	6,065	6,065
A05	Administration of Homeless Service	363,037	363,037	201,326	201,326	300,608	293,428	145,076	145,077
A06	Support to Housing Capital Prog.	1,927,764	1,927,764	697,003	697,003	1,672,032	1,741,431	697,003	747,003
A07	RAS and Leasing Programme	4,532,814	4,532,814	4,880,051	4,880,051	4,333,464	4,311,534	4,637,006	4,637,006
A08	Housing Loans	1,059,692	1,059,692	610,610	610,610	1,106,552	1,097,838	657,187	657,187
A09	Housing Grants	1,722,006	1,722,006	416,528	416,528	1,759,938	1,616,156	416,528	316,528
A11	Agency & Recoupable Services	23,355	23,355	31,098	31,098	27,181	26,945	31,098	31,098
A12	HAP Programme	333,268	333,268	30,000	30,000	336,295	332,972	100,000	100,000
	Service Division Total	19,477,783	19,477,783	19,872,980	19,872,980	18,486,067	18,903,148	19,159,319	19,902,634

HOUSING AND BUILDING

		2019		2018	
		Adopted by Council	Estimated by Chief Executive	Adopted by Council	Estimated Outturn
<u>Code</u>	Expenditure by Service and Sub-Service	€	€	€	€
A0101	Maintenance of LA Housing Units	4,886,728	4,886,728	4,373,446	5,016,760
A0102	Maintenance of Traveller Accommodation Units	155,000	155,000	134,000	134,000
A0103	Traveller Accommodation Management	128,978	128,978	137,927	137,927
A0104	Estate Maintenance	0	0	0	0
A0199	Service Support Costs	1,317,779	1,317,779	1,305,587	1,240,308
	Maintenance/Improvement of LA Housing Units	6,488,485	6,488,485	5,950,960	6,528,995
A0201	Assessment of Housing Needs, Allocs. & Trans.	557,466	557,466	574,032	576,014
A0299	Service Support Costs	900,590	900,590	908,528	863,102
	Housing Assessment, Allocation and Transfer	1,458,056	1,458,056	1,482,560	1,439,116
A0301	Debt Management & Rent Assessment	905,480	905,480	879,997	888,692
A0399	Service Support Costs	368,282	368,282	359,658	341,675
	Housing Rent & Tenant Purchase Administration	1,273,762	1,273,762	1,239,655	1,230,368
A0401	Housing Estate Management	52,750	52,750	51,992	51,992
A0402	Tenancy Management	180,674	180,674	164,503	175,065
A0403	Social and Community Housing Service	0	0	0	0
A0499	Service Support Costs	62,120	62,120	60,326	57,310
	Housing Community Development Support	295,544	295,544	276,821	284,366
A0501	Homeless Grants Other Bodies	219,500	219,500	157,000	157,000
A0502	Homeless Service	0	0	0	0
A0599	Service Support Costs	143,537	143,537	143,608	136,428
	Administration of Homeless Service	363,037	363,037	300,608	293,428
A0601	Technical and Administrative Support	1,608,984	1,608,984	1,364,346	1,449,129
A0602	Loan Charges	0	0	0	0
A0699	Service Support Costs	318,780	318,780	307,686	292,302
	Support to Housing Capital Prog.	1,927,764	1,927,764	1,672,032	1,741,431
A0701	RAS Operations	2,000,784	2,000,784	2,078,719	2,078,719
A0702	Long Term Leasing	2,094,172	2,094,172	1,826,499	1,825,981
A0703	Payment & Availability	0	0	0	0
A0704	Affordable Leases	0	0	0	0
A0799	Service Support Costs	437,858	437,858	428,246	406,834
	RAS and Leasing Programme	4,532,814	4,532,814	4,333,464	4,311,534
A0801	Loan Interest and Other Charges	343,877	343,877	370,943	372,447
A0802	Debt Management Housing Loans	555,316	555,316	580,504	578,041
A0899	Service Support Costs	160,499	160,499	155,105	147,350
	Housing Loans	1,059,692	1,059,692	1,106,552	1,097,838

HOUSING AND BUILDING

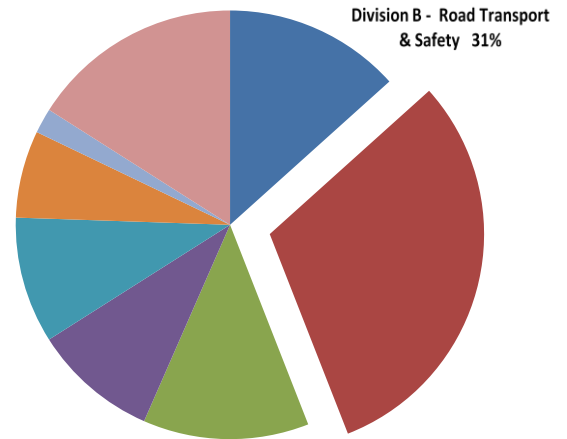
		2019		2018	
<u>Code</u>	Expenditure by Service and Sub-Service	Adopted by Council	Estimated by Chief Executive	Adopted by Council	Estimated Outturn
		€	€	€	€
A0901	Housing Adaptation Grant Scheme	400,000	400,000	400,000	300,000
A0902	Loan Charges DPG/ERG	483,081	483,081	484,297	484,297
A0903	Essential Repair Grants	0	0	0	0
A0904	Other Housing Grant Payments	0	0	0	0
A0905	Mobility Aids Housing Grants	0	0	0	0
A0999	Service Support Costs	838,925	838,925	875,641	831,859
Housing Grants		1,722,006	1,722,006	1,759,938	1,616,156
A1101	Agency & Recoupable Service	18,359	18,359	22,469	22,469
A1199	Service Support Costs	4,996	4,996	4,712	4,476
Agency & Recoupable Services		23,355	23,355	27,181	26,945
A1201	HAP Operations	333,268	333,268	336,295	332,972
A1299	Service Support Costs	0	0	0	0
HAP Programme		333,268	333,268	336,295	332,972
Service Division Total		19,477,783	19,477,783	18,486,067	18,903,148

HOUSING AND BUILDING				
	2019		2018	
Income by Source	Adopted by Council	Estimated by Chief Executive	Adopted by Council	Estimated Outturn
	€	€	€	€
Government Grants & Subsidies				
Housing, Planning & Local Government	4,874,888	4,874,888	4,564,265	5,114,265
Other	0	0	0	143,314
Total Grants & Subsidies (a)	4,874,888	4,874,888	4,564,265	5,257,579
Goods and Services				
Rents from Houses	12,411,303	12,411,303	11,913,855	12,063,855
Housing Loans Interest & Charges	864,350	864,350	888,760	888,760
Superannuation	176,448	176,448	176,448	176,448
Agency Services & Repayable Works	0	0	0	0
Local Authority Contributions	0	0	0	0
Other Income	1,545,991	1,545,991	1,615,991	1,515,991
Total Goods and Services (b)	14,998,092	14,998,092	14,595,054	14,645,054
Total Income c=(a+b)	19,872,980	19,872,980	19,159,319	19,902,633

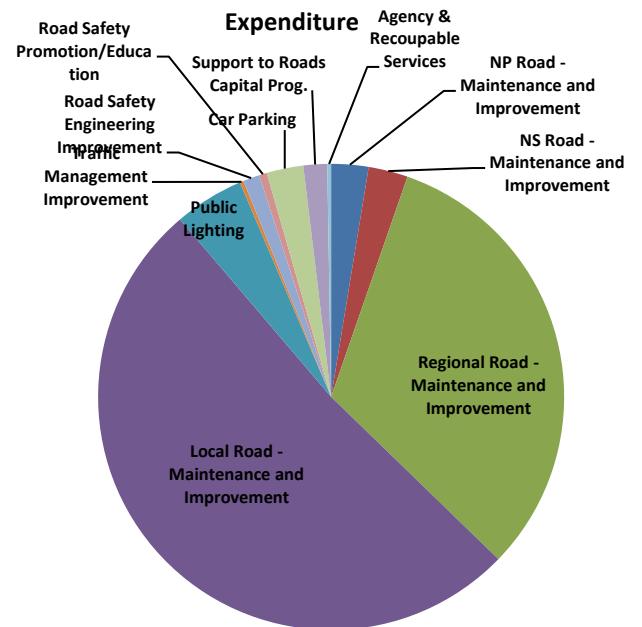
Division B - Road Transport & Safety

Division	Amount	%
A Housing and Building	19,477,783	13%
B Road Transport & Safety	44,836,067	31%
C Water Services	18,265,235	13%
D Development Management	13,780,425	9%
E Environmental Services	13,908,348	10%
F Recreation and Amenity	9,609,521	7%
G Agriculture, Education, Health & Welfare	2,755,140	2%
H Miscellaneous Services	23,347,284	16%
Grand Total	145,979,803	100%

Overall Expenditure

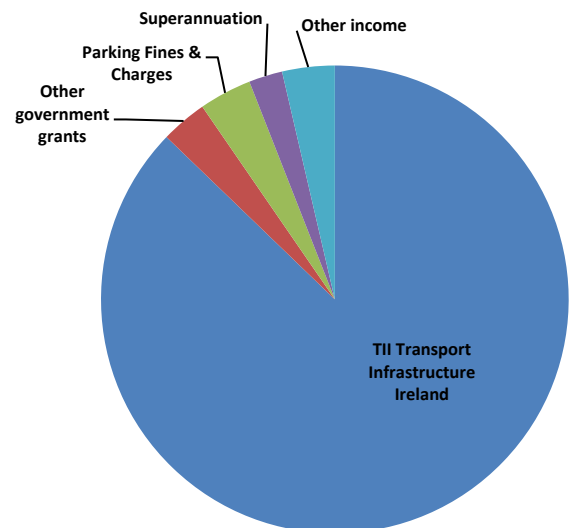


How the Division is Spent	Amount	%
NP Road - Maintenance and Improvement	1,157,999	2.6%
NS Road - Maintenance and Improvement	1,224,335	2.7%
Regional Road - Maintenance and Improvement	14,321,763	31.9%
Local Road - Maintenance and Improvement	23,098,044	51.5%
Public Lighting	2,163,794	4.8%
Traffic Management Improvement	114,739	0.3%
Road Safety Engineering Improvement	515,152	1.1%
Road Safety Promotion/Education	241,776	0.5%
Car Parking	1,142,397	2.5%
Support to Roads Capital Prog.	736,921	1.6%
Agency & Recoupable Services	119,147	0.3%
Grand Total	44,836,067	100%



Sources of Income in the Division	Amount	%
TII Transport Infrastructure Ireland	24,071,774	87.2%
Other government grants	884,000	3.2%
Parking Fines & Charges	1,003,328	3.6%
Superannuation	642,464	2.3%
Other income	1,001,290	3.6%
Grand Total	27,602,856	100%

Income



Division & Services		2019				2018			
		Expenditure		Income		Expenditure		Income	
		Adopted by Council	Estimated by Chief Executive	Adopted by Council	Estimated by Chief Executive	Adopted by Council	Estimated Outturn	Adopted by Council	Estimated Outturn
		€	€	€	€	€	€	€	€
-	Road Transport & Safety								
<u>Code</u>									
B01	NP Road - Maintenance and Improvement	1,157,999	1,157,999	743,173	743,173	1,308,865	1,066,888	897,526	683,682
B02	NS Road - Maintenance and Improvement	1,224,335	1,224,335	555,939	555,939	1,193,341	2,053,054	667,582	1,552,439
B03	Regional Road - Maintenance and Improvement	14,321,763	14,321,763	8,403,149	8,403,149	13,784,611	13,619,155	7,904,519	8,203,147
B04	Local Road - Maintenance and Improvement	23,098,044	23,098,044	16,310,346	16,310,346	30,054,529	36,546,369	23,330,407	30,807,936
B05	Public Lighting	2,163,794	2,163,794	128,368	128,368	2,186,947	2,185,515	100,118	118
B06	Traffic Management Improvement	114,739	114,739	1,537	1,537	80,528	79,440	1,537	87,037
B07	Road Safety Engineering Improvement	515,152	515,152	222,280	222,280	597,313	893,181	442,280	728,626
B08	Road Safety Promotion/Education	241,776	241,776	3,839	3,839	238,225	236,144	7,839	7,839
B09	Car Parking	1,142,397	1,142,397	1,020,412	1,020,412	1,107,983	1,094,042	1,017,324	1,017,324
B10	Support to Roads Capital Prog.	736,921	736,921	90,301	90,301	715,538	679,761	90,301	90,301
B11	Agency & Recoupable Services	119,147	119,147	123,512	123,512	94,080	91,814	50,622	50,622
	Service Division Total	44,836,067	44,836,067	27,602,856	27,602,856	51,361,957	58,545,363	34,510,054	43,229,070

ROAD TRANSPORT & SAFETY

Code		2019		2018		
		Expenditure by Service and Sub-Service	Adopted by Council	Estimated by Chief Executive	Adopted by Council	Estimated Outturn
			€	€	€	€
-						
B0101	NP - Surface Dressing	120,000	120,000	120,000	20,000	
B0102	NP – Pavement Overlay/Reconstruction	0	0	0	30,509	
B0103	NP – Winter Maintenance	254,000	254,000	279,000	255,250	
B0104	NP – Bridge Maintenance (Eirspan)	0	0	0	0	
B0105	NP - General Maintenance	287,846	287,846	422,199	297,846	
B0106	NP – General Improvements Works	0	0	0	0	
B0199	Service Support Costs	496,153	496,153	487,666	463,283	
National Primary Road – Maintenance and Improvement		1,157,999	1,157,999	1,308,865	1,066,888	
B0201	NS - Surface Dressing	100,000	100,000	100,000	600,000	
B0202	NS - Overlay/Reconstruction	0	0	0	310,710	
B0203	NS - Overlay/Reconstruction – Urban	0	0	0	0	
B0204	NS - Winter Maintenance	149,434	149,434	165,000	150,684	
B0205	NS – Bridge Maintenance (Eirspan)	0	0	0	0	
B0206	NS - General Maintenance	195,131	195,131	286,208	381,634	
B0207	NS – General Improvement Works	0	0	0	0	
B0299	Service Support Costs	779,770	779,770	642,133	610,026	
National Secondary Road – Maintenance and Improvement		1,224,335	1,224,335	1,193,341	2,053,054	
B0301	Regional Roads Surface Dressing	827,483	827,483	827,483	759,709	
B0302	Reg Rd Surface Rest/Road Reconstruction/Overlay	3,873,300	3,873,300	3,208,670	3,838,092	
B0303	Regional Road Winter Maintenance	800,000	800,000	800,000	800,000	
B0304	Regional Road Bridge Maintenance	200,000	200,000	200,000	400,000	
B0305	Regional Road General Maintenance Works	2,994,381	2,994,381	2,823,819	1,829,740	
B0306	Regional Road General Improvement Works	892,935	892,935	1,029,163	1,340,912	
B0399	Service Support Costs	4,733,664	4,733,664	4,895,476	4,650,702	
Regional Road – Improvement and Maintenance		14,321,763	14,321,763	13,784,611	13,619,155	
B0401	Local Road Surface Dressing	1,930,794	1,930,794	1,930,794	3,284,691	
B0402	Local Rd Surface Rest/Road Reconstruction/Overlay	9,037,700	9,037,700	7,666,161	9,097,908	
B0403	Local Roads Winter Maintenance	0	0	0	0	
B0404	Local Roads Bridge Maintenance	0	0	0	0	
B0405	Local Roads General Maintenance Works	6,363,265	6,363,265	16,365,775	17,052,629	
B0406	Local Roads General Improvement Works	2,658,400	2,658,400	1,050,000	4,221,432	
B0499	Service Support Costs	3,107,885	3,107,885	3,041,799	2,889,709	
Local Road - Maintenance and Improvement		23,098,044	23,098,044	30,054,529	36,546,369	
B0501	Public Lighting Operating Costs	2,069,489	2,069,489	2,122,048	2,122,048	
B0502	Public Lighting Improvement	66,250	66,250	36,250	36,250	
B0599	Service Support Costs	28,055	28,055	28,649	27,217	
Public Lighting		2,163,794	2,163,794	2,186,947	2,185,515	

ROAD TRANSPORT & SAFETY

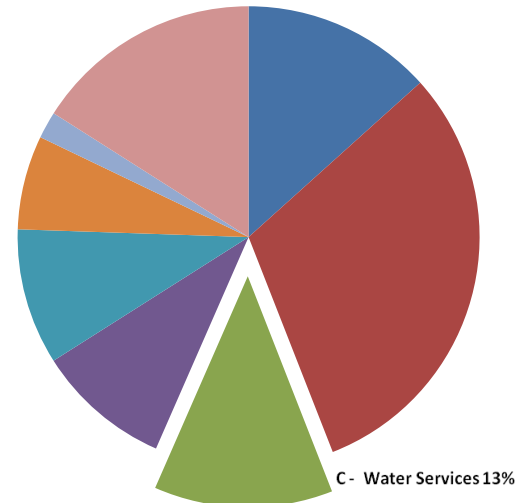
Code	Expenditure by Service and Sub-Service	2019		2018	
		Adopted by Council	Estimated by Chief Executive	Adopted by Council	Estimated Outturn
		€	€	€	€
B0601	Traffic Management	0	0	0	0
B0602	Traffic Maintenance	0	0	0	0
B0603	Traffic Improvement Measures	92,450	92,450	58,766	58,766
B0699	Service Support Costs	22,289	22,289	21,762	20,674
Traffic Management Improvement		114,739	114,739	80,528	79,440
B0701	Low Cost Remedial Measures	220,000	220,000	440,000	287,408
B0702	Other Engineering Improvements	268,477	268,477	131,249	581,012
B0799	Service Support Costs	26,675	26,675	26,064	24,761
Road Safety Engineering Improvements		515,152	515,152	597,313	893,181
B0801	School Wardens	71,000	71,000	71,000	71,000
B0802	Publicity and Promotion Road Safety	127,367	127,367	125,601	125,601
B0899	Service Support Costs	43,409	43,409	41,624	39,543
Road Safety Promotion/Education		241,776	241,776	238,225	236,144
B0901	Maintenance and Management of Car Parks	405,826	405,826	405,826	293,838
B0902	Operation of Street Parking	56,890	56,890	56,890	66,890
B0903	Parking Enforcement	556,336	556,336	524,166	618,268
B0999	Service Support Costs	123,345	123,345	121,101	115,046
Car Parking		1,142,397	1,142,397	1,107,983	1,094,042
B1001	Administration of Roads Capital Programme	0	0	0	0
B1099	Service Support Costs	736,921	736,921	715,538	679,761
Support to Roads Capital Programme		736,921	736,921	715,538	679,761
B1101	Agency & Recoupable Service	72,890	72,890	48,766	48,766
B1199	Service Support Costs	46,257	46,257	45,314	43,048
Agency & Recoupable Services		119,147	119,147	94,080	91,814
Service Division Total		44,836,067	44,836,067	51,361,957	58,545,363

ROAD TRANSPORT & SAFETY				
	2019		2018	
Income by Source	Adopted by Council	Estimated by Chief Executive	Adopted by Council	Estimated Outturn
	€	€	€	€
Government Grants				
Housing, Planning & Local Government	0	0	0	0
TII Transport Infrastructure Ireland	24,071,774	24,071,774	31,923,351	37,771,570
Culture, Heritage & Gaeltacht	0	0	0	0
National Transport Authority	0	0	0	0
Transport, Tourism & Sport	0	0	0	0
Other	884,000	884,000	94,000	2,880,848
Total Grants & Subsidies (a)	24,955,774	24,955,774	32,017,351	40,652,418
Goods and Services				
Parking Fines & Charges	1,003,328	1,003,328	1,000,240	1,000,240
Superannuation	642,464	642,464	642,463	642,463
Agency Services & Repayable Works	0	0	0	0
Local Authority Contributions	0	0	0	0
Other income	1,001,290	1,001,290	850,000	933,949
Total Goods and Services (b)	2,647,082	2,647,082	2,492,703	2,576,652
Total Income c=(a+b)	27,602,856	27,602,856	34,510,054	43,229,070

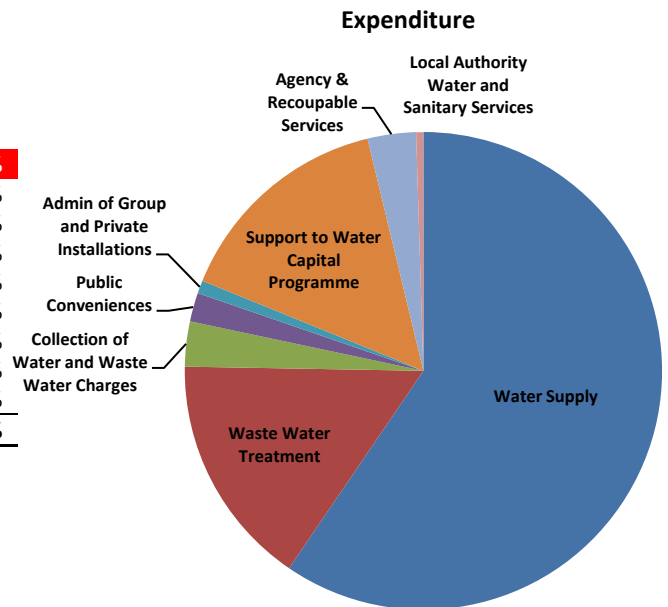
Division C - Water Services

Division	Amount	%
A Housing and Building	19,477,783	13%
B Road Transport & Safety	44,836,067	31%
C Water Services	18,265,235	13%
D Development Management	13,780,425	9%
E Environmental Services	13,908,348	10%
F Recreation and Amenity	9,609,521	7%
G Agriculture, Education, Health & Welfare	2,755,140	2%
H Miscellaneous Services	23,347,284	16%
Grand Total	145,979,803	100%

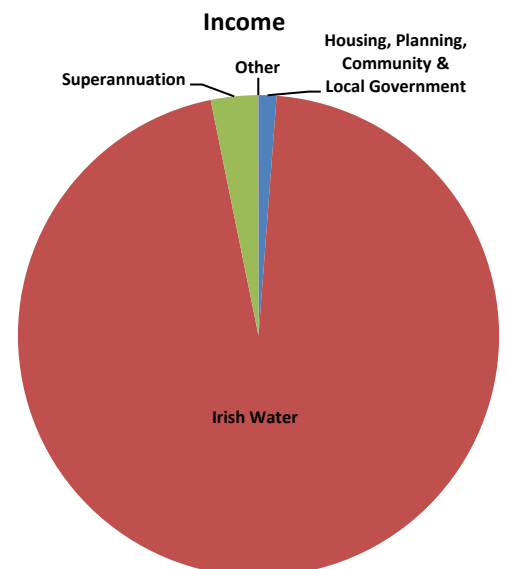
Overall Expenditure



How the Division is Spent	Amount	%
Water Supply	10,870,577	59.5%
Waste Water Treatment	2,879,398	15.8%
Collection of Water and Waste Water Charges	556,875	3.0%
Public Conveniences	356,301	2.0%
Admin of Group and Private Installations	159,988	0.9%
Support to Water Capital Programme	2,754,281	15.1%
Agency & Recoupable Services	598,226	3.3%
Local Authority Water and Sanitary Services	89,589	0.5%
Grand Total	18,265,235	100%



Sources of Income in the Division	Amount	%
Housing, Planning and Local Government	203,066	1.2%
Irish Water	16,162,528	95.6%
Superannuation	535,572	3.2%
Other	4,000	0.0%
Grand Total	16,905,166	100%



Division & Services		2019				2018			
		Expenditure		Income		Expenditure		Income	
		Adopted by Council	Estimated by Chief Executive	Adopted by Council	Estimated by Chief Executive	Adopted by Council	Estimated Outturn	Adopted by Council	Estimated Outturn
		€	€	€	€	€	€	€	€
- Code	Water Services								
C01	Water Supply	10,870,577	10,870,577	326,333	326,333	10,885,388	10,709,455	326,333	326,333
C02	Waste Water Treatment Collection of Water and Waste Water	2,879,398	2,879,398	79,284	79,284	2,801,004	2,729,229	79,284	79,284
C03	Charges	556,875	556,875	21,254	21,254	551,883	532,702	21,254	21,254
C04	Public Conveniences	356,301	356,301	9,644	9,644	317,526	313,843	9,644	9,644
C05	Admin of Group and Private Installations	159,988	159,988	176,345	176,345	106,074	100,770	176,345	176,345
C06	Support to Water Capital Programme	2,754,281	2,754,281	51,179	51,179	2,324,114	2,299,219	51,179	51,179
C07	Agency & Recoupable Services	598,226	598,226	3,249,010	3,249,010	750,403	729,198	2,949,010	2,949,010
C08	Local Authority Water and Sanitary Services	89,589	89,589	12,992,117	12,992,117	92,420	92,420	12,727,609	12,727,609
	Service Division Total	18,265,235	18,265,235	16,905,166	16,905,166	17,828,813	17,506,836	16,340,658	16,340,658

WATER SERVICES

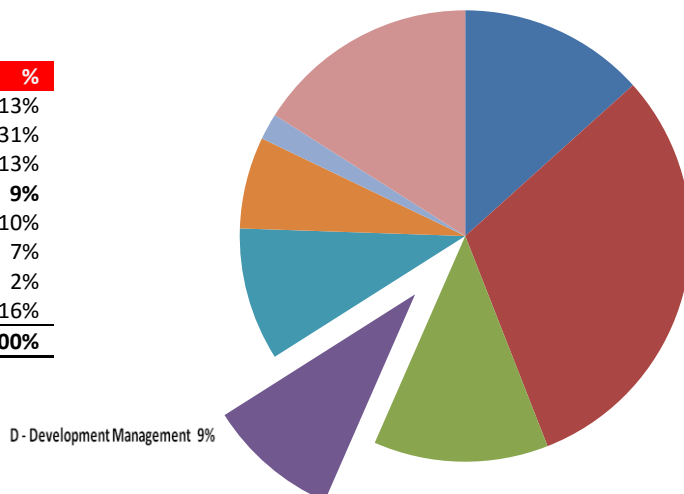
		2019		2018	
Code	Expenditure by Service and Sub-Service	Adopted by Council	Estimated by Chief Executive	Adopted by Council	Estimated Outturn
		€	€	€	€
C0101	Water Plants & Networks	7,386,939	7,386,939	7,366,725	7,366,725
C0199	Service Support Costs	3,483,638	3,483,638	3,518,663	3,342,730
	Water Supply	10,870,577	10,870,577	10,885,388	10,709,455
C0201	Waste Plants and Networks	1,368,825	1,368,825	1,365,508	1,365,508
C0299	Service Support Costs	1,510,573	1,510,573	1,435,496	1,363,721
	Waste Water Treatment	2,879,398	2,879,398	2,801,004	2,729,229
C0301	Debt Management Water and Waste Water	53,149	53,149	52,256	58,056
C0399	Service Support Costs	503,726	503,726	499,627	474,646
	Collection of Water and Waste Water Charges	556,875	556,875	551,883	532,702
C0401	Operation and Maintenance of Public Conveniences	283,622	283,622	243,870	243,870
C0499	Service Support Costs	72,679	72,679	73,656	69,973
	Public Conveniences	356,301	356,301	317,526	313,843
C0501	Grants for Individual Installations	0	0	0	0
C0502	Grants for Water Group Schemes	0	0	0	0
C0503	Grants for Waste Water Group Schemes	0	0	0	0
C0504	Group Water Scheme Subsidies	0	0	0	0
C0599	Service Support Costs	159,988	159,988	106,074	100,770
	Admin of Group and Private Installations	159,988	159,988	106,074	100,770
C0601	Technical Design and Supervision	2,243,491	2,243,491	1,826,222	1,826,222
C0699	Service Support Costs	510,790	510,790	497,892	472,997
	Support to Water Capital Programme	2,754,281	2,754,281	2,324,114	2,299,219
C0701	Agency & Recoupable Service	161,551	161,551	326,295	326,295
C0799	Service Support Costs	436,675	436,675	424,108	402,903
	Agency & Recoupable Services	598,226	598,226	750,403	729,198
C0801	Local Authority Water Services	20,960	20,960	23,011	23,011
C0802	Local Authority Sanitary Services	68,629	68,629	69,409	69,409
C0899	Service Support Costs	0	0	0	0
	Local Authority Water and Sanitary Services	89,589	89,589	92,420	92,420
	Service Division Total	18,265,235	18,265,235	17,828,813	17,506,836

WATER SERVICES				
	2019		2018	
Income by Source	Adopted by Council	Estimated by Chief Executive	Adopted by Council	Estimated Outturn
	€	€	€	€
Government Grants				
Housing, Planning & Local Government	203,066	203,066	205,897	205,897
Other	0	0	0	0
Total Grants & Subsidies (a)	203,066	203,066	205,897	205,897
Goods and Services				
Irish Water	16,162,528	16,162,528	15,595,189	15,595,189
Superannuation	535,572	535,572	535,572	535,572
Agency Services & Repayable Works	0	0	0	0
Local Authority Contributions	0	0	0	0
Other income	4,000	4,000	4,000	4,000
Total Goods and Services (b)	16,702,100	16,702,100	16,134,761	16,134,761
Total Income c=(a+b)	16,905,166	16,905,166	16,340,658	16,340,658

Division D - Development Management

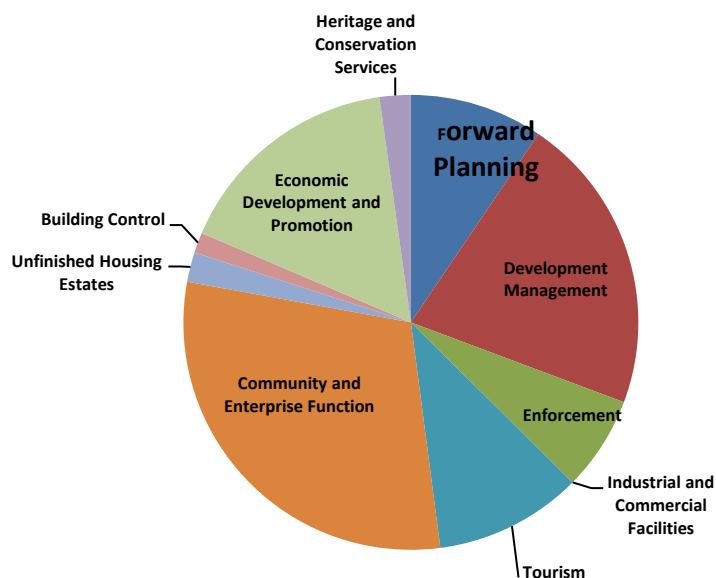
Division	Amount	%
A Housing and Building	19,477,783	13%
B Road Transport & Safety	44,836,067	31%
C Water Services	18,265,235	13%
D Development Management	13,780,425	9%
E Environmental Services	13,908,348	10%
F Recreation and Amenity	9,609,521	7%
G Agriculture, Education, Health & Welfare	2,755,140	2%
H Miscellaneous Services	23,347,284	16%
Grand Total	145,979,803	100%

Overall Expenditure



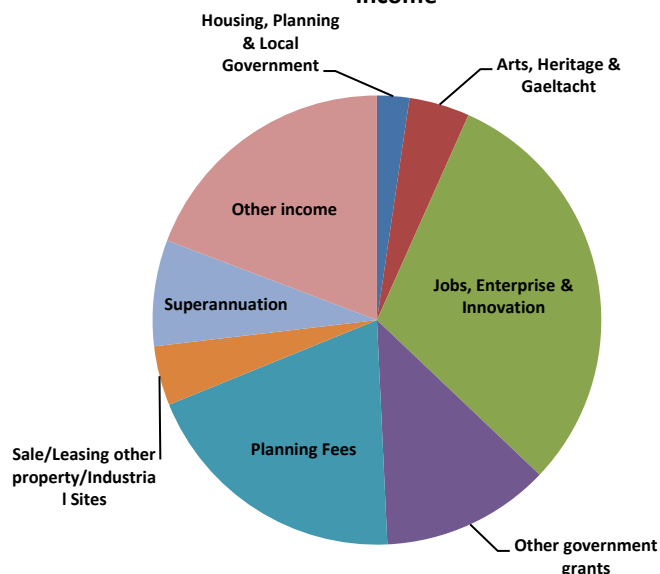
How the Division is Spent	Amount	%
Forward Planning	1,276,153	9.3%
Development Management	2,859,732	20.8%
Enforcement	904,379	6.6%
Industrial and Commercial Facilities	1,800	0.0%
Tourism Development and Promotion	1,414,942	10.3%
Community and Enterprise Function	4,031,901	29.3%
Unfinished Housing Estates	284,276	2.1%
Building Control	195,195	1.4%
Economic Development and Promotion	2,204,367	16.0%
Heritage and Conservation Services	298,445	2.2%
Agency & Recoupable Services	309,235	2.2%
Grand Total	13,780,425	100%

Expenditure



Sources of Income in the Division	Amount	%
Housing, Planning & Local Government	70,000	2.4%
Arts, Heritage & Gaeltacht	131,320	4.5%
Jobs, Enterprise & Innovation	916,060	31.1%
Other government grants	366,312	12.5%
Planning Fees	590,000	20.1%
Sale/Leasing other property/Industrial Sites	129,064	4.4%
Superannuation	230,058	7.8%
Other income	579,260	19.7%
Grand Total	2,942,074	100%

Income



Division & Services		2019				2018			
		Expenditure		Income		Expenditure		Income	
		Adopted by Council	Estimated by Chief Executive	Adopted by Council	Estimated by Chief Executive	Adopted by Council	Estimated Outturn	Adopted by Council	Estimated Outturn
		€	€	€	€	€	€	€	€
Code	Development Management								
D01	Forward Planning	1,276,153	1,276,153	23,589	23,589	1,141,944	929,988	24,089	24,089
D02	Development Management	2,859,732	2,859,732	705,995	705,995	2,960,339	2,846,421	619,995	619,995
D03	Enforcement	904,379	904,379	26,244	26,244	794,557	805,989	26,244	26,244
D04	Industrial and Commercial Facilities	1,800	1,800	127	127	4,100	4,100	127	127
D05	Tourism Development and Promotion	1,414,942	1,414,942	231,599	231,599	1,023,247	1,173,889	15,794	220,384
D06	Community and Enterprise Function	4,031,901	4,031,901	503,402	503,402	4,012,601	4,804,066	255,912	1,134,491
D07	Unfinished Housing Estates	284,276	284,276	4,305	4,305	284,675	282,896	4,305	4,305
D08	Building Control	195,195	195,195	69,823	69,823	150,210	148,365	58,823	58,823
D09	Economic Development and Promotion	2,204,367	2,204,367	1,263,917	1,263,917	1,686,652	2,430,051	1,200,447	1,958,855
D10	Property Management	0	0	0	0	0	0	0	0
D11	Heritage and Conservation Services	298,445	298,445	134,476	134,476	272,867	270,814	134,476	140,169
D12	Agency & Recoupable Services	309,235	309,235	48,597	48,597	384,554	311,165	48,597	42,904
	Service Division Total	13,780,425	13,780,425	3,012,074	3,012,074	12,715,745	14,007,743	2,388,809	4,230,386

DEVELOPMENT MANAGEMENT

Code	Expenditure by Service and Sub-Service	2019		2018	
		Adopted by Council	Estimated by Chief Executive	Adopted by Council	Estimated Outturn
		€	€	€	€
D0101	Statutory Plans and Policy	1,024,814	1,024,814	902,818	702,818
D0199	Service Support Costs	251,339	251,339	239,126	227,170
	Forward Planning	1,276,153	1,276,153	1,141,944	929,988
D0201	Planning Control	1,764,202	1,764,202	1,889,820	1,829,428
D0299	Service Support Costs	1,095,530	1,095,530	1,070,519	1,016,993
	Development Management	2,859,732	2,859,732	2,960,339	2,846,421
D0301	Enforcement Costs	585,740	585,740	494,363	520,805
D0399	Service Support Costs	318,639	318,639	300,194	285,184
	Enforcement	904,379	904,379	794,557	805,989
D0401	Industrial Sites Operations	0	0	0	0
D0403	Management of & Contribs to Other Commercial Facs	1,800	1,800	4,100	4,100
D0404	General Development Promotion Work	0	0	0	0
D0499	Service Support Costs	0	0	0	0
	Industrial and Commercial Facilities	1,800	1,800	4,100	4,100
D0501	Tourism Promotion	1,204,103	1,204,103	816,419	977,403
D0502	Tourist Facilities Operations	0	0	0	0
D0599	Service Support Costs	210,839	210,839	206,828	196,487
	Tourism Development and Promotion	1,414,942	1,414,942	1,023,247	1,173,889
D0601	General Community & Enterprise Expenses	3,402,130	3,402,130	3,440,623	3,621,142
D0602	RAPID Costs	0	0	0	0
D0603	Social Inclusion	99,064	99,064	61,910	698,359
D0699	Service Support Costs	530,707	530,707	510,068	484,565
	Community and Enterprise Function	4,031,901	4,031,901	4,012,601	4,804,066
D0701	Unfinished Housing Estates	247,670	247,670	249,095	249,095
D0799	Service Support Costs	36,606	36,606	35,580	33,801
	Unfinished Housing Estates	284,276	284,276	284,675	282,896
D0801	Building Control Inspection Costs	113,869	113,869	66,412	66,412
D0802	Building Control Enforcement Costs	42,940	42,940	46,891	46,891
D0899	Service Support Costs	38,386	38,386	36,907	35,062
	Building Control	195,195	195,195	150,210	148,365

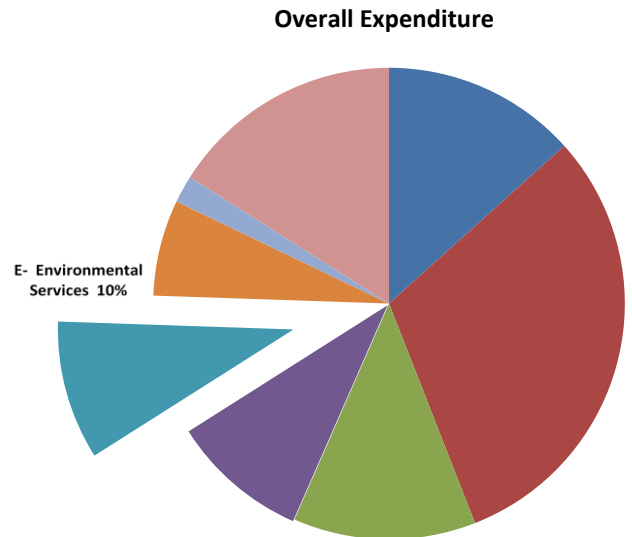
DEVELOPMENT MANAGEMENT

Code	Expenditure by Service and Sub-Service	2019		2018	
		Adopted by Council	Estimated by Chief Executive	Adopted by Council	Estimated Outturn
		€	€	€	€
D0901	Urban and Village Renewal	1,000	1,000	1,000	1,000
D0902	EU Projects	0	0	0	0
D0903	Town Twinning	2,000	2,000	2,000	2,000
D0904	European Office	0	0	0	0
D0905	Economic Development & Promotion	538,732	538,732	104,457	620,632
D0906	Local Enterprise Office	1,216,832	1,216,832	1,152,315	1,400,883
D0999	Service Support Costs	445,803	445,803	426,880	405,536
	Economic Development and Promotion	2,204,367	2,204,367	1,686,652	2,430,051
D1001	Property Management Costs	0	0	0	0
D1099	Service Support Costs	0	0	0	0
	Property Management	0	0	0	0
D1101	Heritage Services	0	0	0	0
D1102	Conservation Services	253,432	253,432	231,802	231,802
D1103	Conservation Grants	0	0	0	0
D1199	Service Support Costs	45,013	45,013	41,065	39,012
	Heritage and Conservation Services	298,445	298,445	272,867	270,814
D1201	Agency & Recoupable Service	214,544	214,544	292,847	224,043
D1299	Service Support Costs	94,691	94,691	91,707	87,122
	Agency & Recoupable Services	309,235	309,235	384,554	311,165
	Service Division Total	13,780,425	13,780,425	12,715,745	14,007,743

DEVELOPMENT MANAGEMENT				
	2019		2018	
Income by Source	Adopted by Council	Estimated by Chief Executive	Adopted by Council	Estimated Outturn
	€	€	€	€
Government Grants				
Housing, Planning and Local Government	70,000	70,000	70,000	238,600
Culture, Heritage & Gaeltacht	131,320	131,320	131,320	131,320
Business Enterprise and Innovation (BEI)	916,060	916,060	856,060	1,114,468
Rural & Community Development	0	0	0	743,189
Other	366,312	366,312	25,000	441,020
Total Grants & Subsidies (a)	1,483,692	1,483,692	1,082,380	2,668,597
Goods and Services				
Planning Fees	590,000	590,000	510,000	510,000
Sale/Leasing of other property/Industrial Sites	129,064	129,064	125,171	125,171
Superannuation	230,058	230,058	230,058	230,058
Agency Services & Repayable Works	0	0	0	0
Local Authority Contributions	0	0	0	0
Other income	579,260	579,260	441,200	696,560
Total Goods and Services (b)	1,528,382	1,528,382	1,306,429	1,561,789
Total Income c=(a+b)	3,012,074	3,012,074	2,388,809	4,230,386

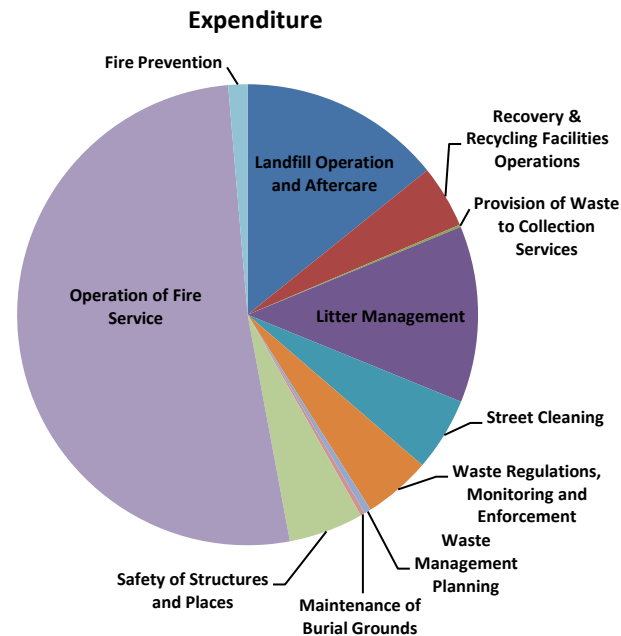
Division E - Environmental Services

Division	Amount	%
A Housing and Building	19,477,783	13%
B Road Transport & Safety	44,836,067	31%
C Water Services	18,265,235	13%
D Development Management	13,780,425	9%
E Environmental Services	13,908,348	10%
F Recreation and Amenity	9,609,521	7%
G Agriculture, Education, Health & Welfare	2,755,140	2%
H Miscellaneous Services	23,347,284	16%
Grand Total	145,979,803	100%



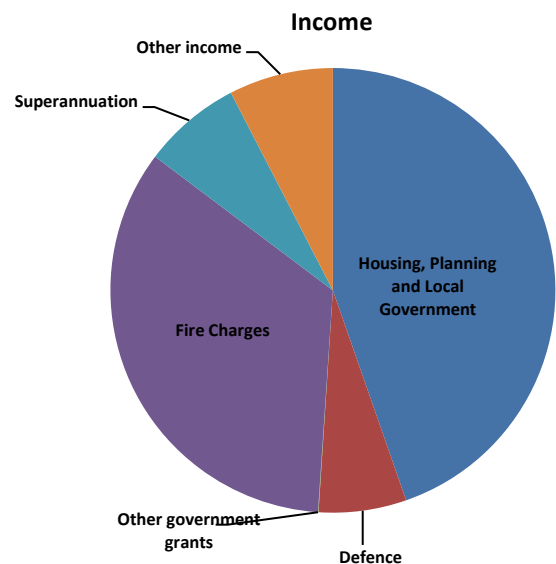
How the Division is Spent

How the Division is Spent	Amount	%
Landfill Operation and Aftercare	1,864,760	13.4%
Recovery & Recycling Facilities Operations	576,734	4.1%
Provision of Waste to Collection Services	20,573	0.1%
Litter Management	1,624,848	11.7%
Street Cleaning	675,607	4.9%
Waste Regulations, Monitoring and Enforcement	620,846	4.5%
Waste Management Planning	60,344	0.4%
Maintenance of Burial Grounds	42,500	0.3%
Safety of Structures and Places	686,244	4.9%
Operation of Fire Service	6,766,193	48.6%
Fire Prevention	177,129	1.3%
Water Quality, Air and Noise Pollution	792,570	5.7%
Grand Total	13,908,348	100%



Sources of Income in the Division

Sources of Income in the Division	Amount	%
Housing, Planning and Local Government	585,119	44.7%
Defence	83,500	6.4%
Other government grants	500	0.0%
Fire Charges	448,000	34.2%
Superannuation	93,736	7.2%
Other income	99,360	7.6%
Grand Total	1,310,215	100%



Division & Services		2019				2018			
		Expenditure		Income		Expenditure		Income	
		Adopted by Council	Estimated by Chief Executive	Adopted by Council	Estimated by Chief Executive	Adopted by Council	Estimated Outturn	Adopted by Council	Estimated Outturn
		€	€	€	€	€	€	€	€
- <u>Code</u>	Environmental Services								
E01	Landfill Operation and Aftercare	1,864,760	1,864,760	3,237	3,237	1,910,219	1,910,202	3,237	14,237
E02	Recovery & Recycling Facilities Operations	576,734	576,734	49,795	49,795	614,157	603,670	49,795	49,795
E03	Waste to Energy Facilities Operations	0	0	0	0	0	0	0	0
E04	Provision of Waste to Collection Services	20,573	20,573	0	0	20,565	20,537	0	0
E05	Litter Management	1,624,848	1,624,848	147,061	147,061	1,503,253	1,559,839	77,942	147,042
E06	Street Cleaning	675,607	675,607	1,512	1,512	675,271	375,710	1,512	1,512
E07	Waste Regulations, Monitoring and Enforcement	620,846	620,846	471,135	471,135	420,276	379,611	213,135	213,135
E08	Waste Management Planning	60,344	60,344	0	0	60,339	60,322	0	0
E09	Maintenance of Burial Grounds	42,500	42,500	520	520	42,494	44,019	520	2,170
E10	Safety of Structures and Places	686,244	686,244	94,777	94,777	651,992	647,353	94,777	110,900
E11	Operation of Fire Service	6,766,193	6,766,193	264,324	264,324	6,750,069	6,704,375	264,324	264,324
E12	Fire Prevention	177,129	177,129	225,005	225,005	158,973	152,739	280,505	280,505
E13	Water Quality, Air and Noise Pollution	792,570	792,570	52,849	52,849	682,843	661,601	49,349	49,349
E14	Agency & Recoupable Services	0	0	0	0	0	12,598	0	12,598
E15	Climate Change and Flooding	0	0	0	0	0	0	0	0
	Service Division Total	13,908,348	13,908,348	1,310,215	1,310,215	13,490,451	13,132,577	1,035,095	1,145,566

ENVIRONMENTAL SERVICES

		2019		2018	
Code	Expenditure by Service and Sub-Service	Adopted by Council	Estimated by Chief Executive	Adopted by Council	Estimated Outturn
		€	€	€	€
E0101	Landfill Operations	1,535,287	1,535,287	1,581,657	1,553,256
E0102	Contribution to other LA's - Landfill Facilities	0	0	0	0
E0103	Landfill Aftercare Costs.	276,473	276,473	276,680	307,658
E0199	Service Support Costs	53,000	53,000	51,882	49,288
Landfill Operation and Aftercare		1,864,760	1,864,760	1,910,219	1,910,202
E0201	Recycling Facilities Operations	402,322	402,322	404,425	404,425
E0202	Bring Centres Operations	0	0	0	0
E0204	Other Recycling Services	0	0	0	0
E0299	Service Support Costs	174,412	174,412	209,732	199,245
Recovery & Recycling Facilities Operations		576,734	576,734	614,157	603,670
E0301	Waste to Energy Facilities Operations	0	0	0	0
E0399	Service Support Costs	0	0	0	0
Waste to Energy Facilities Operations		0	0	0	0
E0401	Recycling Waste Collection Services	0	0	0	0
E0402	Organic Waste Collection Services	0	0	0	0
E0403	Residual Waste Collection Services	0	0	0	0
E0404	Commercial Waste Collection Services	0	0	0	0
E0406	Contribution to Waste Collection Services	20,000	20,000	20,000	20,000
E0407	Other Costs Waste Collection	0	0	0	0
E0499	Service Support Costs	573	573	565	537
Provision of Waste to Collection Services		20,573	20,573	20,565	20,537
E0501	Litter Warden Service	459,137	459,137	450,660	450,660
E0502	Litter Control Initiatives	592,625	592,625	520,178	589,278
E0503	Environmental Awareness Services	284,091	284,091	282,129	282,129
E0599	Service Support Costs	288,995	288,995	250,286	237,772
Litter Management		1,624,848	1,624,848	1,503,253	1,559,839
E0601	Operation of Street Cleaning Service	664,000	664,000	664,000	365,003
E0602	Provision and Improvement of Litter Bins	0	0	0	0
E0699	Service Support Costs	11,607	11,607	11,271	10,707
Street Cleaning		675,607	675,607	675,271	375,710
E0701	Monitoring of Waste Regs (incl Private Landfills)	533,564	533,564	341,010	304,308
E0702	Enforcement of Waste Regulations	0	0	0	0
E0799	Service Support Costs	87,282	87,282	79,266	75,303
Waste Regulations, Monitoring and Enforcement		620,846	620,846	420,276	379,611
E0801	Waste Management Plan	60,000	60,000	60,000	60,000
E0802	Contrib to Other Bodies Waste Management Planning	0	0	0	0
E0899	Service Support Costs	344	344	339	322
Waste Management Planning		60,344	60,344	60,339	60,322

ENVIRONMENTAL SERVICES

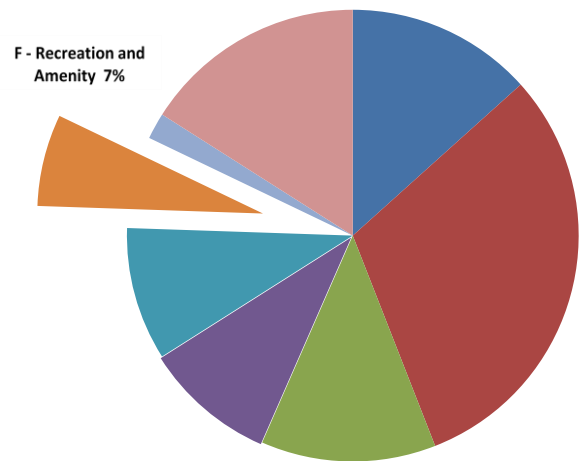
<u>Code</u>	Expenditure by Service and Sub-Service	2019		2018	
		Adopted by Council	Estimated by Chief Executive	Adopted by Council	Estimated Outturn
		€	€	€	€
E0901	Maintenance of Burial Grounds	40,000	40,000	40,000	41,650
E0999	Service Support Costs	2,500	2,500	2,494	2,369
	Maintenance and Upkeep of Burial Grounds	42,500	42,500	42,494	44,019
E1001	Operation Costs Civil Defence	143,407	143,407	141,750	157,873
E1002	Dangerous Buildings	10,000	10,000	10,000	10,000
E1003	Emergency Planning	0	0	0	0
E1004	Derelict Sites	18,300	18,300	18,300	18,300
E1005	Water Safety Operation	468,770	468,770	437,226	418,700
E1099	Service Support Costs	45,767	45,767	44,716	42,480
	Safety of Structures and Places	686,244	686,244	651,992	647,353
E1101	Operation of Fire Brigade Service	5,814,430	5,814,430	5,717,389	5,723,512
E1103	Fire Services Training	593,459	593,459	696,359	661,359
E1104	Operation of Ambulance Service	0	0	0	0
E1199	Service Support Costs	358,304	358,304	336,321	319,505
	Operation of Fire Service	6,766,193	6,766,193	6,750,069	6,704,375
E1201	Fire Safety Control Cert Costs	0	0	0	0
E1202	Fire Prevention and Education	46,100	46,100	34,300	34,300
E1203	Inspection/Monitoring of Commercial Facilities	0	0	0	0
E1299	Service Support Costs	131,029	131,029	124,673	118,439
	Fire Prevention	177,129	177,129	158,973	152,739
E1301	Water Quality Management	627,643	627,643	526,270	512,857
E1302	Licensing and Monitoring of Air and Noise Quality	0	0	0	0
E1399	Service Support Costs	164,927	164,927	156,573	148,744
	Water Quality, Air and Noise Pollution	792,570	792,570	682,843	661,601
E1401	Agency & Recoupable Service	0	0	0	12,598
E1499	Service Support Costs	0	0	0	0
	Agency & Recoupable Services	0	0	0	12,598
E1501	Climate Change and Flooding	0	0	0	0
E1599	Service Support Costs	0	0	0	0
	Climate Change and Flooding	0	0	0	0
	Service Division Total	13,908,348	13,908,348	13,490,451	13,132,577

ENVIRONMENTAL SERVICES				
	2019		2018	
Income by Source	Adopted by Council	Estimated by Chief Executive	Adopted by Council	Estimated Outturn
	€	€	€	€
Government Grants				
Housing, Planning & Local Government	585,119	585,119	248,000	317,100
Social Protection	0	0	0	0
Defence	83,500	83,500	83,500	99,623
Communications, Climate Action & Environment	0	0	0	0
Other	500	500	25,500	50,748
Total Grants & Subsidies (a)	669,119	669,119	357,000	467,471
Goods and Services				
Domestic Refuse Charges	0	0	0	0
Commercial Refuse Charges	0	0	0	0
Landfill Charges	0	0	0	0
Fire Charges	448,000	448,000	500,000	500,000
Superannuation	93,736	93,736	93,735	93,735
Agency Services & Repayable Works	0	0	0	0
Local Authority Contributions	0	0	0	0
Other income	99,360	99,360	84,360	84,360
Total Goods and Services (b)	641,096	641,096	678,095	678,095
Total Income c=(a+b)	1,310,215	1,310,215	1,035,095	1,145,566

Division F - Recreation and Amenity

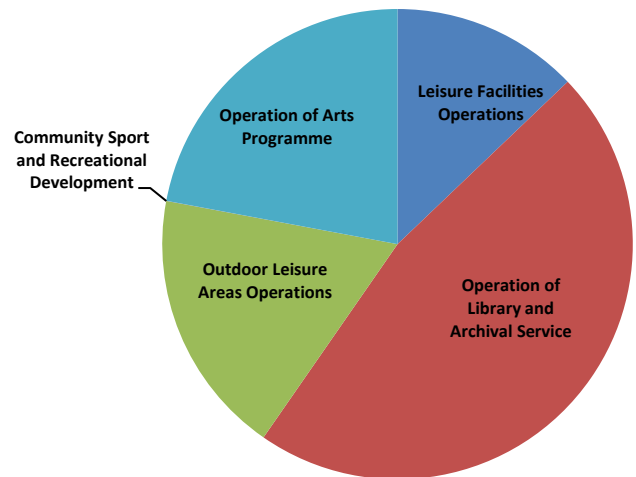
Division	Amount	%
A Housing and Building	19,477,783	13%
B Road Transport & Safety	44,836,067	31%
C Water Services	18,265,235	13%
D Development Management	13,780,425	9%
E Environmental Services	13,908,348	10%
F Recreation and Amenity	9,609,521	7%
G Agriculture, Education, Health & Welfare	2,755,140	2%
H Miscellaneous Services	23,347,284	16%
Grand Total	145,979,803	100%

Overall Expenditure



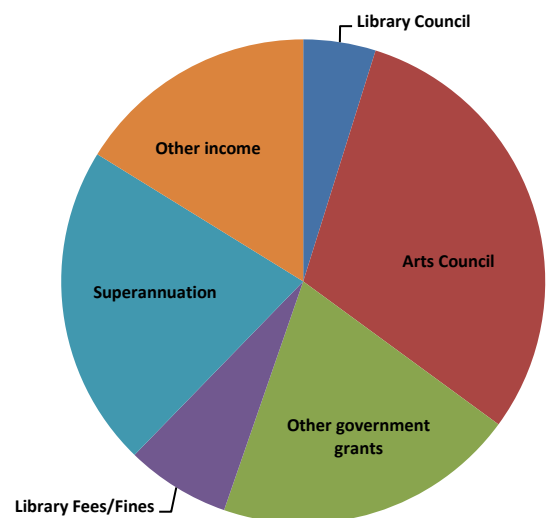
How the Division is Spent	Amount	%
Leisure Facilities Operations	1,237,106	12.9%
Operation of Library and Archival Service	4,495,109	46.8%
Outdoor Leisure Areas Operations	1,757,393	18.3%
Community Sport & Recreational Development	1,041	0.0%
Operation of Arts Programme	2,118,872	22.0%
Grand Total	9,609,521	100%

Expenditure



Sources of Income in the Division	Amount	%
Library Council	31,200	4.8%
Arts Council	195,000	30.2%
Other government grants	130,620	20.2%
Library Fees/Fines	45,000	7.0%
Superannuation	138,884	21.5%
Other income	104,500	16.2%
Grand Total	645,204	100%

Income



Division & Services		2019				2018			
		Expenditure		Income		Expenditure		Income	
		Adopted by Council	Estimated by Chief Executive	Adopted by Council	Estimated by Chief Executive	Adopted by Council	Estimated Outturn	Adopted by Council	Estimated Outturn
		€	€	€	€	€	€	€	€
Code	Recreation & Amenity								
F01	Leisure Facilities Operations	1,237,106	1,237,106	21,389	21,389	1,292,831	1,291,894	19,639	19,639
F02	Operation of Library and Archival Service	4,495,109	4,495,109	288,278	288,278	4,230,332	4,177,354	261,728	309,478
F03	Outdoor Leisure Areas Operations	1,757,393	1,757,393	45,949	45,949	1,734,801	1,736,255	38,949	45,949
F04	Community Sport and Recreational Development	1,041	1,041	0	0	930	884	0	0
F05	Operation of Arts Programme	2,118,872	2,118,872	289,588	289,588	2,006,998	2,052,103	285,088	292,088
F06	Agency & Recoupable Services	0	0	0	0	60,000	60,000	60,000	60,000
	Service Division Total	9,609,521	9,609,521	645,204	645,204	9,325,892	9,318,490	665,404	727,154

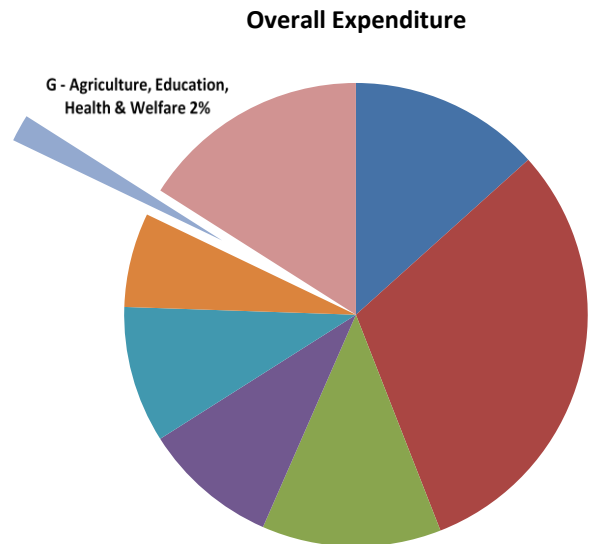
RECREATION & AMENITY

Code	Expenditure by Service and Sub-Service	2019		2018	
		Adopted by Council	Estimated by Chief Executive	Adopted by Council	Estimated Outturn
		€	€	€	€
F0101	Leisure Facilities Operations	1,067,919	1,067,919	1,124,092	1,124,092
F0103	Contribution to External Bodies Leisure Facilities	150,000	150,000	150,000	150,000
F0199	Service Support Costs	19,187	19,187	18,739	17,802
	Leisure Facilities Operations	1,237,106	1,237,106	1,292,831	1,291,894
F0201	Library Service Operations	3,117,932	3,117,932	2,901,504	2,901,504
F0202	Archive Service	123,415	123,415	119,274	119,274
F0204	Purchase of Books, CD's etc.	150,000	150,000	150,000	150,000
F0205	Contributions to Library Organisations	0	0	0	0
F0299	Service Support Costs	1,103,762	1,103,762	1,059,554	1,006,576
	Operation of Library and Archival Service	4,495,109	4,495,109	4,230,332	4,177,354
F0301	Parks, Pitches & Open Spaces	1,331,490	1,331,490	1,341,863	1,348,863
F0302	Playgrounds	0	0	0	0
F0303	Beaches	311,134	311,134	282,020	282,020
F0399	Service Support Costs	114,769	114,769	110,918	105,372
	Outdoor Leisure Areas Operations	1,757,393	1,757,393	1,734,801	1,736,255
F0401	Community Grants	0	0	0	0
F0402	Operation of Sports Hall/Stadium	0	0	0	0
F0403	Community Facilities	0	0	0	0
F0404	Recreational Development	0	0	0	0
F0499	Service Support Costs	1,041	1,041	930	884
	Community Sport and Recreational Development	1,041	1,041	930	884
F0501	Administration of the Arts Programme	1,524,167	1,524,167	1,426,583	1,477,558
F0502	Contributions to other Bodies Arts Programme	0	0	0	0
F0503	Museums Operations	328,509	328,509	323,023	330,023
F0504	Heritage/Interpretive Facilities Operations	0	0	0	0
F0505	Festivals & Concerts	0	0	0	0
F0599	Service Support Costs	266,196	266,196	257,392	244,522
	Operation of Arts Programme	2,118,872	2,118,872	2,006,998	2,052,103
F0601	Agency & Recoupable Service	0	0	60,000	60,000
F0699	Service Support Costs	0	0	0	0
	Agency & Recoupable Services	0	0	60,000	60,000
	Service Division Total	9,609,521	9,609,521	9,325,891	9,318,490

RECREATION & AMENITY				
	2019		2018	
Income by Source	Adopted by Council	Estimated by Chief Executive	Adopted by Council	Estimated Outturn
	€	€	€	€
Government Grants				
Housing, Planning and Local Government	0	0	0	0
Education and Skills	0	0	0	0
Culture, Heritage & Gaeltacht	0	0	0	0
Social & Protection	0	0	0	0
LGMA (Library Development Unit)	31,200	31,200	25,000	25,000
Arts Council	195,000	195,000	186,500	186,500
Transport, Tourism & Sport	0	0	0	0
Rural & Community Development	0	0	0	0
Other	130,620	130,620	82,870	137,620
Total Grants & Subsidies (a)	356,820	356,820	294,370	349,120
Goods and Services				
Library Fees/Fines	45,000	45,000	75,000	75,000
Recreation/Amenity/Culture	0	0	0	0
Superannuation	138,884	138,884	138,884	138,884
Agency Services & Repayable Works	0	0	0	0
Local Authority Contributions	0	0	0	0
Other income	104,500	104,500	157,150	164,150
Total Goods and Services (b)	288,384	288,384	371,034	378,034
Total Income c=(a+b)	645,204	645,204	665,404	727,154

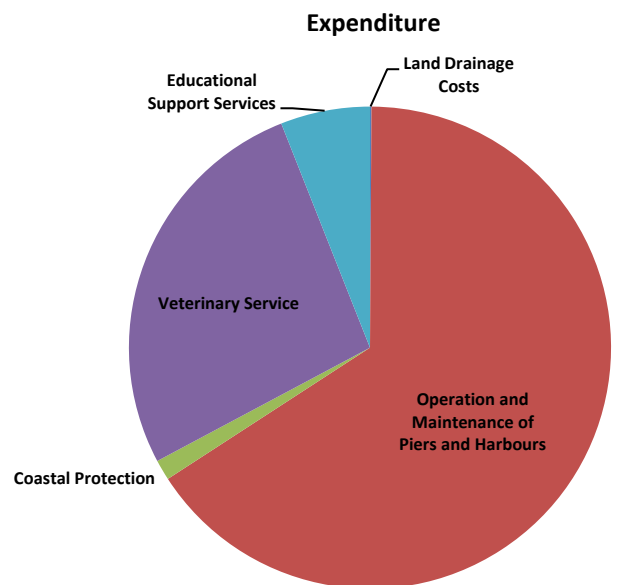
Division G - Agriculture, Education, Health & Welfare

Division	Amount	%
A Housing and Building	19,477,783	13%
B Road Transport & Safety	44,836,067	31%
C Water Services	18,265,235	13%
D Development Management	13,780,425	9%
E Environmental Services	13,908,348	10%
F Recreation and Amenity	9,609,521	7%
G Agriculture, Education, Health & Welfare	2,755,140	2%
H Miscellaneous Services	23,347,284	16%
Grand Total	145,979,803	100%



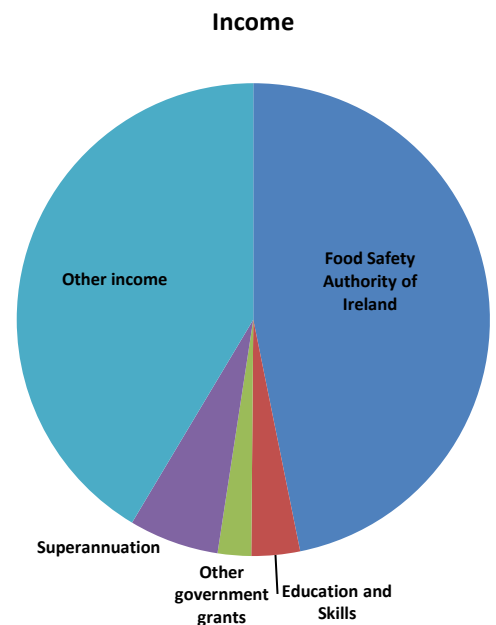
How the Division is Spent

How the Division is Spent	Amount	%
Land Drainage Costs	2,658	0.1%
Operation and Maintenance of Piers & Harbours	1,801,290	65.4%
Coastal Protection	37,666	1.4%
Veterinary Service	734,077	26.6%
Educational Support Services	164,449	6.0%
Agency & Recoupable Services	15,000	0.5%
Grand Total	2,755,140	100%



Sources of Income in the Division

Sources of Income in the Division	Amount	%
Food Safety Authority of Ireland	239,734	46.8%
Education and Skills	17,000	3.3%
Other government grants	11,700	2.3%
Superannuation	31,479	6.1%
Other income	212,150	41.4%
Grand Total	512,063	100%



Division & Services		2019				2018			
		Expenditure		Income		Expenditure		Income	
		Adopted by Council	Estimated by Chief Executive	Adopted by Council	Estimated by Chief Executive	Adopted by Council	Estimated Outturn	Adopted by Council	Estimated Outturn
		€	€	€	€	€	€	€	€
Code	Agriculture, Education, Health & Welfare								
G01	Land Drainage Costs	2,658	2,658	173	173	2,629	484,424	173	464,599
G02	Operation and Maintenance of Piers and Harbours	1,801,290	1,801,290	68,972	68,972	1,728,034	1,715,933	56,972	56,972
G03	Coastal Protection	37,666	37,666	136	136	37,662	114,129	136	76,636
G04	Veterinary Service	734,077	734,077	421,588	421,588	714,722	708,243	391,854	391,854
G05	Educational Support Services	164,449	164,449	21,194	21,194	187,538	180,880	49,194	49,194
G06	Agency & Recoupable Services	15,000	15,000	0	0	0	0	0	0
	Service Division Total	2,755,140	2,755,140	512,063	512,063	2,670,585	3,203,609	498,329	1,039,255

AGRICULTURE, EDUCATION, HEALTH & WELFARE

Code	Expenditure by Service and Sub-Service	2019		2018	
		Adopted by Council	Estimated by Chief Executive	Adopted by Council	Estimated Outturn
		€	€	€	€
G0101	Maintenance of Land Drainage Areas	0	0	0	481,926
G0102	Contributions to Joint Drainage Bodies	0	0	0	0
G0103	Payment of Agricultural Pensions	0	0	0	0
G0199	Service Support Costs	2,658	2,658	2,629	2,498
	Land Drainage Costs	2,658	2,658	2,629	484,424
G0201	Operation of Piers	0	0	0	0
G0203	Operation of Harbours	1,478,261	1,478,261	1,486,008	1,486,008
G0299	Service Support Costs	323,029	323,029	242,026	229,925
	Operation and Maintenance of Piers and Harbours	1,801,290	1,801,290	1,728,034	1,715,933
G0301	General Maintenance - Costal Regions	37,004	37,004	37,003	37,003
G0302	Planned Protection of Coastal Regions	0	0	0	76,500
G0399	Service Support Costs	662	662	659	626
	Coastal Protection	37,666	37,666	37,662	114,129
G0401	Provision of Veterinary Service	5,000	5,000	5,000	5,000
G0402	Inspection of Abattoirs etc	251,310	251,310	259,572	259,572
G0403	Food Safety	0	0	0	0
G0404	Operation of Dog Warden Service	298,243	298,243	277,833	277,833
G0405	Other Animal Welfare Services (incl Horse Control)	43,062	43,062	42,741	42,741
G0499	Service Support Costs	136,462	136,462	129,576	123,097
	Veterinary Service	734,077	734,077	714,722	708,243
G0501	Payment of Higher Education Grants	26,582	26,582	54,383	54,383
G0502	Administration Higher Education Grants	0	0	0	0
G0505	Contribution to Education & Training Board	0	0	0	0
G0506	Other Educational Services	0	0	0	0
G0507	School Meals	0	0	0	0
G0599	Service Support Costs	137,867	137,867	133,155	126,497
	Educational Support Services	164,449	164,449	187,538	180,880
G0601	Agency & Recoupable Service	15,000	15,000	0	0
G0699	Service Support Costs	0	0	0	0
	Agency & Recoupable Services	15,000	15,000	0	0
	Service Division Total	2,755,140	2,755,140	2,670,585	3,203,609

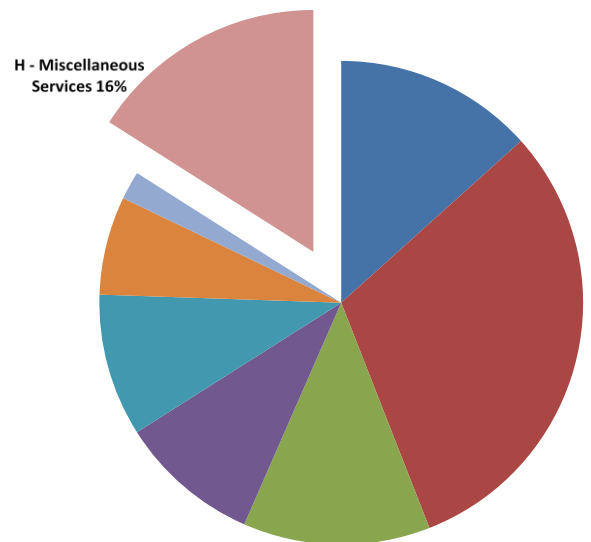
AGRICULTURE , EDUCATION, HEALTH & WELFARE

Income by Source	2019		2018	
	Adopted by Council	Estimated by Chief Executive	Adopted by Council	Estimated Outturn
	€	€	€	€
Government Grants				
Housing, Planning & Local Government	0	0	0	0
Culture, Heritage & Gaeltacht	0	0	0	0
Education and Skills	17,000	17,000	45,000	45,000
Transport Tourism & Sport	0	0	0	0
Food and Safety Authority of Ireland	239,734	239,734	0	370,150
Agriculture Food and the Marine	0	0	0	433,733
Other	11,700	11,700	11,700	88,200
Total Grants & Subsidies (a)	268,434	268,434	56,700	937,083
Goods and Services				
Superannuation	31,479	31,479	31,479	31,479
Agency Services & Repayable Works	0	0	0	0
Local Authority Contributions	0	0	0	0
Other income	212,150	212,150	410,150	70,693
Total Goods and Services (b)	243,629	243,629	441,629	102,172
Total Income c=(a+b)	512,063	512,063	498,329	1,039,255

Division H - Miscellaneous Services

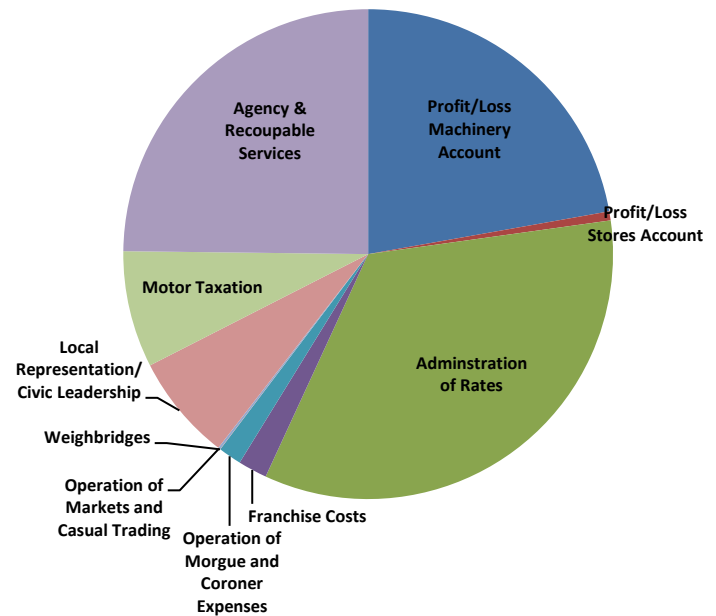
Division	Amount	%
A Housing and Building	19,477,783	13%
B Road Transport & Safety	44,836,067	31%
C Water Services	18,265,235	13%
D Development Management	13,780,425	9%
E Environmental Services	13,908,348	10%
F Recreation and Amenity	9,609,521	7%
G Agriculture, Education, Health & Welfare	2,755,140	2%
H Miscellaneous Services	23,347,284	16%
Grand Total	145,979,803	100%

Overall Expenditure



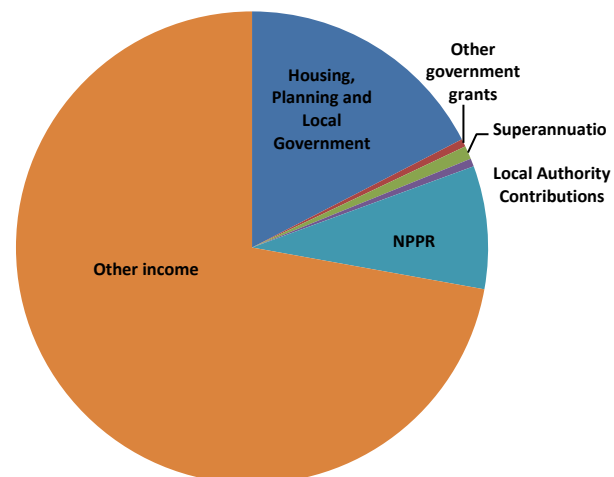
How the Division is Spent	Amount	%
Profit/Loss Machinery Account	5,184,340	22.2%
Profit/Loss Stores Account	138,610	0.6%
Administration of Rates	7,955,840	34.1%
Franchise Costs	447,988	1.9%
Operation of Morgue and Coroner Expenses	356,229	1.5%
Weighbridges	2,405	0.0%
Operation of Markets and Casual Trading	35,446	0.2%
Local Representation/Civic Leadership	1,636,998	7.0%
Motor Taxation	1,797,103	7.7%
Agency & Recoupable Services	5,792,325	24.8%
Grand Total	23,347,284	100%

Expenditure



Sources of Income in the Division	Amount	%
Housing, Planning and Local Government	2,895,520	17.4%
Other government grants	87,951	0.5%
Superannuation	151,360	0.9%
Local Authority Contributions	90,760	0.5%
NPPR	1,400,000	8.4%
Other income	11,992,998	72.2%
Grand Total	16,618,589	100%

Income



Division & Services		2019				2018			
		Expenditure		Income		Expenditure		Income	
		Adopted by Council	Estimated by Chief Executive	Adopted by Council	Estimated by Chief Executive	Adopted by Council	Estimated Outturn	Adopted by Council	Estimated Outturn
		€	€	€	€	€	€	€	€
Code	Miscellaneous Services								
H01	Profit/Loss Machinery Account	5,184,340	5,184,340	4,083,682	4,083,682	5,159,242	6,109,048	4,070,672	5,220,672
H02	Profit/Loss Stores Account	138,610	138,610	211,756	211,756	121,632	120,576	211,756	211,756
H03	Adminstration of Rates	7,955,840	7,955,840	717,173	717,173	7,745,037	7,654,013	1,117,173	417,173
H04	Franchise Costs Operation of Morgue and Coroner	447,988	447,988	8,067	8,067	225,486	220,389	5,067	5,066
H05	Expenses	356,229	356,229	466	466	318,494	318,207	466	466
H06	Weighbridges	2,405	2,405	100	100	2,374	2,255	100	100
H07	Operation of Markets and Casual Trading	35,446	35,446	14,353	14,353	35,445	35,353	15,353	15,353
H08	Malicious Damage	0	0	0	0	0	0	0	0
H09	Local Representation/Civic Leadership	1,636,998	1,636,998	1,440	1,440	1,538,620	1,504,602	1,440	1,440
H10	Motor Taxation	1,797,103	1,797,103	94,497	94,497	1,728,316	1,704,576	94,497	94,495
H11	Agency & Recoupable Services	5,792,325	5,792,325	11,487,055	11,487,055	6,041,400	5,977,232	10,466,107	7,467,521
	Service Division Total	23,347,284	23,347,284	16,618,589	16,618,589	22,916,045	23,646,253	15,982,632	13,434,042

MISCELLANEOUS SERVICES

<u>Code</u>	Expenditure by Service and Sub-Service	2019		2018	
		Adopted by Council	Estimated by Chief Executive	Adopted by Council	Estimated Outturn
		€	€	€	€
H0101	Maintenance of Machinery Service	84,050	84,050	84,050	84,050
H0102	Plant and Machinery Operations	4,071,438	4,071,438	4,071,316	5,071,316
H0199	Service Support Costs	1,028,852	1,028,852	1,003,876	953,682
	Profit/Loss Machinery Account	5,184,340	5,184,340	5,159,242	6,109,048
H0201	Purchase of Materials, Stores	1,400	1,400	900	900
H0202	Administrative Costs Stores	116,013	116,013	99,612	99,612
H0203	Upkeep of Buildings, Stores	0	0	0	0
H0299	Service Support Costs	21,197	21,197	21,120	20,064
	Profit/Loss Stores Account	138,610	138,610	121,632	120,576
H0301	Administration of Rates Office	474,500	474,500	475,300	475,300
H0302	Debt Management Service Rates	628,395	628,395	676,276	597,939
H0303	Refunds and Irrecoverable Rates	6,587,695	6,587,695	6,339,729	6,339,729
H0399	Service Support Costs	265,250	265,250	253,732	241,045
	Administration of Rates	7,955,840	7,955,840	7,745,037	7,654,013
H0401	Register of Elector Costs	123,622	123,622	123,554	123,554
H0402	Local Election Costs	220,000	220,000	0	0
H0499	Service Support Costs	104,366	104,366	101,932	96,835
	Franchise Costs	447,988	447,988	225,486	220,389
H0501	Coroner Fees and Expenses	350,308	350,308	312,756	312,756
H0502	Operation of Morgue	0	0	0	0
H0599	Service Support Costs	5,921	5,921	5,738	5,451
	Operation and Morgue and Coroner Expenses	356,229	356,229	318,494	318,207
H0601	Weighbridge Operations	0	0	0	0
H0699	Service Support Costs	2,405	2,405	2,374	2,255
	Weighbridges	2,405	2,405	2,374	2,255

MISCELLANEOUS SERVICES

<u>Code</u>	<u>Expenditure by Service and Sub-Service</u>	2019		2018	
		<u>Adopted by Council</u>	<u>Estimated by Chief Executive</u>	<u>Adopted by Council</u>	<u>Estimated Outturn</u>
		€	€	€	€
H0701	Operation of Markets	0	0	0	
H0702	Casual Trading Areas	33,600	33,600	33,600	33,600
H0799	Service Support Costs	1,846	1,846	1,845	1,753
	Operation of Markets and Casual Trading	35,446	35,446	35,445	35,353
H0801	Malicious Damage	0	0	0	0
H0899	Service Support Costs	0	0	0	0
	Malicious Damage	0	0	0	0
H0901	Representational Payments	678,284	678,284	647,865	647,865
H0902	Chair/Vice Chair Allowances	36,000	36,000	36,000	36,000
H0903	Annual Allowances LA Members	0	0	0	0
H0904	Expenses LA Members	587,800	587,800	587,800	557,800
H0905	Other Expenses	0	0	0	0
H0906	Conferences Abroad	18,000	18,000	18,000	18,000
H0907	Retirement Gratuities	210,000	210,000	150,000	150,000
H0908	Contribution to Members Associations	18,600	18,600	18,600	18,600
H0909	General Municipal Allocation	0	0	0	0
H0999	Service Support Costs	88,314	88,314	80,355	76,337
	Local Representation/Civic Leadership	1,636,998	1,636,998	1,538,620	1,504,602
H1001	Motor Taxation Operation	1,054,509	1,054,509	1,022,308	1,033,869
H1099	Service Support Costs	742,594	742,594	706,008	670,708
	Motor Taxation	1,797,103	1,797,103	1,728,316	1,704,576
H1101	Agency & Recoupable Service	5,306,652	5,306,652	5,516,584	5,516,584
H1102	NPPR	77,752	77,752	127,070	82,789
H1199	Service Support Costs	407,921	407,921	397,746	377,859
	Agency & Recoupable Services	5,792,325	5,792,325	6,041,400	5,977,232
	Service Division Total	23,347,284	23,347,284	22,916,045	23,646,253

MISCELLANEOUS SERVICES				
	2019		2018	
Income by Source	Adopted by Council	Estimated by Chief Executive	Adopted by Council	Estimated Outturn
	€	€	€	€
Government Grants				
Housing, Planning & Local Government	2,895,520	2,895,520	2,016,216	2,016,216
Agriculture, Food & the Marine	0	0	0	0
Social Protection	0	0	0	0
Justice and Equality	0	0	0	0
Non-Dept HFA and BMW	0	0	0	0
Other	87,951	87,951	89,951	89,951
Total Grants & Subsidies (a)	2,983,471	2,983,471	2,106,167	2,106,167
Goods and Services				
Superannuation	151,360	151,360	151,361	151,361
Agency Services & Repayable Works	0	0	0	0
Local Authority Contributions	90,760	90,760	90,760	90,760
NPPR	1,400,000	1,400,000	1,000,000	1,750,000
Other income	11,992,998	11,992,998	12,634,344	9,335,754
Total Goods and Services (b)	13,635,118	13,635,118	13,876,465	11,327,875
Total Income c=(a+b)	16,618,589	16,618,589	15,982,632	13,434,042

APPENDIX 1	
Summary of Central Management Charge	
	2019 €
Area Office Overhead	1,433,216
Corporate Affairs Overhead	1,957,586
Corporate Buildings Overhead	1,561,097
Finance Function Overhead	2,316,775
Human Resource Function	1,459,617
IT Services	3,001,034
Print/Post Room Service Overhead Allocation	297,367
Pension & Lump Sum Overhead	9,065,342
Total Expenditure Allocated to Services	21,092,034

APPENDIX 2

Summary of Local Property Tax Allocation

			2019 €
Discretionary Local Property Tax - Revenue Budget (Table A)			25,119,850
Local Property Tax Self Funding - Revenue Budget	Housing & Building	0	
	Road Transport & Safety	0	
			0
Total Local Property Tax - Revenue Budget			25,119,850
Local Property Tax Self Funding - Capital Budget	Housing & Building	0	
	Road Transport & Safety	0	
			0
Total Local Property Tax - Capital Budget			0
Total Local Property Tax Allocation (Post Variation)			25,119,850

CERTIFICATE OF ADOPTION

I hereby certify that at the budget meeting of Donegal County Council held this*21st*..... day of *November*....., 2018 the Council by Resolution adopted for the financial year ending on the 31st day of December, 2019 the budget set out in Tables A to F and by Resolution determined in accordance with the said budget the Rate set out in Table A to be the annual rate on valuation to be levied for that year for the purposes set out in those Tables.

Signed *Garus O'Donnell*
Cathaoirleach

Countersigned *[Signature]*
Chief Executive

Dated this *21st*..... day of *November*....., 2018



Comhairle Contae Dhún na nGall

Donegal County Council



New social housing development in Newtowncunningham



Tip O'Neill Irish Diaspora Awards 2018



Launch of Wainfest 2018



New outdoor gym in Letterkenny Town Park



Launch of new Donegal Tourism brochure



Construction of new footbridge at Ballybofey/Stranorlar Bridge



Overlooking beach at Carrickfinn



Unveiling of new beach wheelchair at Marblehill



Signing contracts for works at Tir Chonaill Bridge



Official opening of new Cockhill Bridge Buncrana



Danny McDaid being awarded the Freedom of Donegal



Civic Reception for Ballyliffin Golf Club



Unveiling new Storytelling Chair at Ballybofey Stranorlar Library



Unveiling new appliance at Milford Fire Station



Launch of CatchmentCARE Project.